

**VERSION 9**

**APC**®

*\* Auto Parts Centres*

# MUFFLER SHOP

Pipes, mufflers, flanges, gaskets, filters,  
clamps, hardware, tools and much more



**CANADIAN OWNED & OPERATED**

# CONTENTS

Flex Pipes	3
Reducers, Connectors & Elbows	4
Clamps	5
Heavy Duty Truck, School Bus, Agricultural Exhaust Clamps	6
Manifold Repair Clamps, Straight Tubing	7
Exhaust Solution Problem Solvers	8
Quick Fix Connector Kits	9
Y Pipe Repair Connector Kits	10
Pipe Repair Solutions for GM Trucks	12
Catalytic Converter Repair Pipes	13
Direct Fit Pipes	14-19
Universal Catalytic Converters	20-21
Direct Fit Catalytic & Manifold Converters	22
Universal Catalytic Converters	23
DPF / DOC	24-26
Exhaust Manifold Hardware Kits	27-28
Rubber Grommets	29
Brackets and Hangers	30-32
Muffler Straps	33
Split Flanges	34
Universal & OEM Style Flanges	35-36
Spring Kits	37-38
Exhaust Hardware	39
Exhaust Gaskets	40
Enforcer II Mufflers (Top Movers)& ANSA Mufflers	41-43
MSL Mufflers (Top Movers)	44-46
XLERATOR Performance Mufflers	47
High Performance Mufflers	48
Enforcer Glass Packs & Turbo Packs	49-50
Cherry Bomb	51
Mandrel Bent Truck Systems	52-53
Stainless Steel Exhaust Tips	54-55
Wicked Flow Black Chrome Tips	56-59
Mandrel Bends & Rain Pipes	60
Tools and Shop Supplies	61
Welding, Torches and Gas	62
	63

# Universal Flex Pipes

## WITHOUT NIPPLE EXT.

Part Number	Inner Braid	Flex Length	Overall Length	Inlet Diameter
8810	8810IB	4"	4"	1.77"
8811	8811IB	6"	6"	1.77"
8812	8812IB	8"	8"	1.77"
8813	8813IB	10"	10"	1.77"
8814	8814IB	4"	4"	2.02"
8815	8815IB	6"	6"	2.02"
8816	8816IB	8"	8"	2.02"
8817	8817IB	10"	10"	2.02"
8818	8818IB	4"	4"	2.27"
8819	8819IB	6"	6"	2.27"
8820	8820IB	8"	8"	2.27"
8821	8821IB	10"	10"	2.27"
8822	8822IB	4"	4"	2.52"
8823	8823IB	6"	6"	2.52"
8824	8824IB	8"	8"	2.52"
8825	8825IB	10"	10"	2.52"
8826	8826IB	4"	4"	3.02"
8827	8827IB	6"	6"	3.02"
8828	8828IB	8"	8"	3.02"
8829	8829IB	10"	10"	3.02"
8831	8831IB	8"	8"	3.52"

## WITH NIPPLE EXT.

Part Number	Inner Braid	Flex Length	Overall Length	Inlet Diameter
8835	8835IB	4"	8"	1.75"
8836	8836IB	6"	10"	1.75"
8837	8837IB	8"	12"	1.75"
8838	8838IB	10"	14"	1.75"
8839	8839IB	4"	8"	2.00"
8840	8840IB	6"	10"	2.00"
8841	8841IB	8"	12"	2.00"
8842	8842IB	10"	14"	2.00"
8843	8843IB	4"	8"	2.25"
8844	8844IB	6"	10"	2.25"
8845	8845IB	8"	12"	2.25"
8846	8846IB	10"	14"	2.25"
8847	8847IB	4"	8"	2.50"
8848	8848IB	6"	10"	2.50"
8849	8849IB	8"	12"	2.50"
8850	8850IB	10"	14"	2.50"
8851	8851IB	4"	8"	3.00"
8852	8852IB	6"	10"	3.00"
8853	8853IB	8"	12"	3.00"
8854	8854IB	10"	14"	3.00"



- Complete Coverage
- Constructed with 2-Ply Bellows
- Designed with a Seamless, Convoluted Inner Core to Prevent Exhaust Leaks
- Increased Flexibility Reduces Vibrations
- Available with or without Expandable Nipple Extensions
- Available with Inner Braid

## 200 Series Flex Pipes with Inner Braid

Part #	Description
FT13404B	1.77" Core, 4" OAL
FT13404N	1.75" Core, 8" OAL
FT13406B	1.77" Core, 6" OAL
FT13406N	1.75" Core, 10" OAL
FT13408B	1.77" Core, 8" OAL
FT13408N	1.75" Core, 12" OAL
FT20004B	2.02" Core, 4" OAL
FT20004N	2.00" Core, 8" OAL
FT20006B	2.02" Core, 6" OAL
FT20006N	2.00" Core, 10" OAL
FT20008B	2.02" Core, 8" OAL

Part #	Description
FT20008N	2.00" Core, 12" OAL
FT20010B	2.02" Core, 10" OAL
FT20010N	2.00" Core, 14" OAL
FT22504B	2.27" Core, 4" OAL
FT22504N	2.25" Core, 8" OAL
FT22506B	2.27" Core, 6" OAL
FT22506N	2.25" Core, 10" OAL
FT22508B	2.27" Core, 8" OAL
FT22508N	2.25" Core, 12" OAL
FT22510B	2.27" Core, 10" OAL
FT22510N	2.25" Core, 14" OAL

Part #	Description
FT25004B	2.52" Core, 4" OAL
FT25004N	2.50" Core, 8" OAL
FT25006B	2.52" Core, 6" OAL
FT25006N	2.50" Core, 10" OAL
FT25008B	2.52" Core, 8" OAL
FT25008N	2.50" Core, 12" OAL
FT25010B	2.52" Core, 10" OAL

\*All 200 Series flex couplings are Stainless Steel with inner braid. Part numbers that end in **FT\*\*\*\*\*N** include necks **FT\*\*\*\*\*B** do not.



OD-ID Reducer

Part #	OD-ID	L
8661	1 7/8" - 1 3/4"	4 1/2"
8902	2" - 1 3/4"	5 3/4"
8652	2" - 1 7/8"	5 1/8"
8938	2 1/4" - 2"	4"
8941	2 1/2" - 2"	4"
8654	2 1/2" - 2"	9 1/2"
8942	2 1/2" - 2 1/4"	4"
9600	3" - 2 1/2"	6 1/4"
9334	3" - 2 3/4"	6"



ID-OD Reducer

Part #	ID-OD	L
8935	1 7/8" - 1 3/4"	4 1/2"
8936	2" - 1 3/4"	4 1/2"
8930	2" - 1 13/16"	4"
8660	2" - 1 7/8"	4"
8909	2 1/8" - 2"	5 3/4"
8931	2 1/4" - 1 7/8"	4"
8911	2 1/4" - 2"	5 3/4"
8932	2 1/4" - 2 1/8"	4"
8913	2 1/2" - 2"	5 3/4"
8940	2 1/2" - 2 1/4"	4 1/2"
8959	2 3/4" - 2 1/2"	6"
8960	3" - 2 1/2"	6"
8961	3" - 2 3/4"	6"



OD-OD Reducer

Part #	OD-OD	L
8657	2 1/4" - 2"	4"
8659	2 1/2" - 2 1/4"	9 1/2"



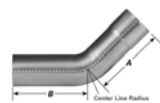
ID-ID Reducer

Part #	ID-ID	L
8944	2" - 1 3/4"	4 1/2"
8945	2" - 1 7/8"	4 1/2"
8924	2 1/8" - 2"	4"
8946	2 1/4" - 2"	4 1/2"
8947	2 1/2" - 2"	4 1/2"
8948	2 1/2" - 2 1/4"	4 1/2"
8953	3" - 2 1/2"	6"




ID-ID Connector

Part #	ID-ID	L
8916	1 1/2" - 1 1/2"	4"
8949	1 3/4" - 1 3/4"	4 1/2"
23076	1 3/4" - 1 3/4"	18"
8917	1 7/8" - 1 7/8"	4"
23077	1 7/8" - 1 7/8"	18"
14337	2" - 2"	4"
23078	2" - 2"	18"
8950	2 1/8" - 2 1/8"	4 1/2"
8951	2 1/4" - 2 1/4"	4 1/2"
23079	2 1/4" - 2 1/4"	18"
14338	2 1/2" - 2 1/2"	4"
23080	2 1/2" - 2 1/2"	18"
8980	2 3/4" - 2 3/4"	4"
13026	3" - 3"	12"



Elbows

Part #	Dia.	Length A-B	Rad.
<b>45° Elbows (ID - OD)</b>			
10311	2"	6" - 6"	5"
10320	2 1/4"	6" - 6"	4 1/2"
10312	2 1/2"	6" - 6"	4"
10313	3"	7" - 7"	6"



ID-OD Connector

Part #	ID-OD	L
8662	1 1/2" - 1 1/2"	4 7/8"
8934	1 3/4" - 1 3/4"	4 1/2"
23003	1 3/4" - 1 3/4"	18"
8937	1 7/8" - 1 7/8"	4 1/2"
23004	1 7/8" - 1 7/8"	18"
8933	2" - 2"	5 3/4"
8906	2" - 2"	7 1/4"
23005	2" - 2"	18"
23054	2" - 2"	24"
33004	2" - 2"	36"
8914	2 1/8" - 2 1/8"	4"
23006	2 1/8" - 2 1/8"	18"
8939	2 1/4" - 2 1/4"	4 1/2"
8915	2 1/4" - 2 1/4"	9 1/2"
23007	2 1/4" - 2 1/4"	18"
23056	2 1/4" - 2 1/4"	24"
33006	2 1/4" - 2 1/4"	36"
8943	2 1/2" - 2 1/2"	4 1/2"
23008	2 1/2" - 2 1/2"	18"
23057	2 1/2" - 2 1/2"	24"
8975	3" - 3"	6"
23009	3" - 3"	18"
23058	3" - 3"	24"
33008	3" - 3"	36"

Part #	Dia.	Length A-B	Rad.
<b>90° Elbows (ID - OD)</b>			
10922	1 1/2"	6 1/2" - 6 1/2"	4"
10670	1 3/4"	6 1/4" - 6 1/4"	4"
10671	2"	6 3/8" - 6 3/8"	4"
10673	2 1/4"	6 3/8" - 6 3/8"	4 1/2"
10672	2 1/2"	6 3/8" - 6 3/8"	4 1/2"
10303	2 1/2"	12" - 12"	5"
10675	3"	8" - 8 1/4"	6"
<b>90° Elbows (OD - OD)</b>			
10773	2"	9" - 9"	5"
10774	2 1/2"	12" - 12"	5"
10776	3"	6" - 6"	3"



## Heavy Duty Muffler Clamps

Part #	Description
<b>DGM Style 3/8" U.Bolt with Flanged Nut</b>	
M112	1 1/2" HD (1/Box)
M158	1 5/8" HD (1/Box)
M134	1 3/4" HD (1/Box)
M178	1 7/8" HD (1/Box)
M200	2" HD (1/Box)
M218	2 1/8" HD (1/Box)
M214	2 1/4" HD (1/Box)
M212	2 1/2" HD (1/Box)
M300	3" HD (1/Box)



## DGM Style Muffler Clamps

Part #	Description
<b>3/8" U.Bolt With Flanged Nut</b>	
339862	1 1/2" (100/Box)
339880	1 3/4" (100/Box)
339875	2 1/2" (100/Box)
339879	1 7/8" (100/Box)
339878	2" (100/Box)
339876	2 1/4" (100/Box)
9972	3" (50/Box)



## Chrysler V.Band Clamp

Part #	Description
8610	2 1/2" Pre.Cat Inlet



## Slotted Heavy Duty Muffler Clamps

Part #	Description
<b>H.D. 3/8" U.Bolt with Flange Nut</b>	
339892	1 3/4" HD (100/Box)
339890	2" HD (100/Box)
339889	2 1/4" HD (100/Box)
339888	2 1/2" HD (100/Box)



## Extra Heavy Duty Muffler Clamps

Part #	Description
<b>3/8" U.Bolt 11 Gauge Saddle</b>	
H200	2" XHD (1/Box)
H214	2 1/4" XHD (1/Box)
H212	2 1/2" XHD (1/Box)
H234	2 3/4" XHD (1/Box)
H258	2 5/8" XHD (1/Box)
H300	3" XHD (1/Box)



## Flat Band Exhaust Clamps

Part #	Description
<b>Bright 304 Stainless Steel</b>	
B200	2" (1/Box)
B214	2 1/4" (1/Box)
B212	2 1/2" (1/Box)
B234	2 3/4" (1/Box)
B300	3" (1/Box)
B312	3 1/2" (1/Box)
B400	4" (1/Box)
B500	5" (1/Box)
B600	6" (1/Box)



## Swivel Joint Clamps

Part #	Description
8620	09-14 Chev SUV/PU
8625	01-16 Dodge Caravan
8901/ 8678	04-06 Scion 95-05 Toyota

## TorcTite Preformed Clamps - Lap Joint

Part #	Description
9660	2" Aluminized
9665	2-1/4" 304 Stainless
9662	2-1/2" Aluminized
9666	2-1/2" 304 Stainless



## Split Collar Clamps

Part #	Description
8627	98-02 Corolla
8628	01-07 Sequoia
8993	Audi, Toyota



## Air Tube Saddle Clamps

Part #	Description
4904	1/2" (25/box)
4907	3/4" (25/box)
4914	5/8" (25/box)
4925	1" (25/box)



## Sleeve Clamp

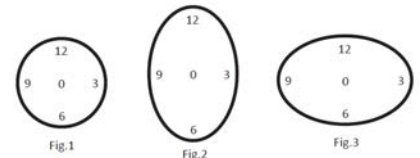
Part #	Size	Length
<b>Audi/VW/BMW Applications</b>		
8640	2 1/4"	5"
8641	2"	5"
8642	2 1/2"	5"
8645	2 1/2"	3 5/8"

# Diesel Tech Heavy Duty Mufflers



STYLE 1: CENTRE TO CENTRE

STYLE 2: OFFSET TO OFFSET



INLET/OUTLET POSITION

NOTE: Muffler Offsets and Positions should be measured and viewed from the Inlet end.

Part #	Style	Inlet ID	Outlet ID	Inlet Post.	Outlet Post.	Inlet Offset	Outlet Offset	Cross Sec.	Shell Length	Overall Length
3654	2	2½"	2½"	12	6	1 <sup>13/32</sup> "	1 <sup>13/32</sup> "	6 <sup>5/8</sup> "	28"	35"
3721	1	3"	3"	0	0	0	0	6"	21"	30"
3871	1	4"	4"	0	0	0	0	7"	22"	28"
3699	1	5"	5"	0	0	0	0	10"	44"	51"

## Connectors, Reducers & Elbows



Part #	ID-ID	L
14339	3" - 3"	4"
14601	3" - 3"	6"
14602	3½" - 3½"	6"
14341	4" - 4"	4"
14603	4" - 4"	6"



Part #	ID-OD	L
8975	3" - 3"	6"
9599	3½" - 3½"	18"
8991	4" - 4"	6"
8978	5" - 5"	6"



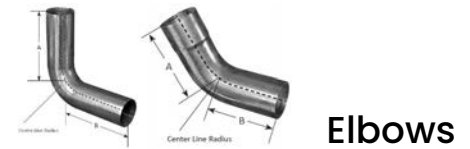
Part #	ID-ID	L
8956	4" - 3"	6"
8957	4" - 3½"	8"
8958	5" - 4"	8"



Part #	ID-OD	L
8961	3" - 2¾"	6"
8962	3½" - 3"	6"
8963	4" - 3"	6"
8964	4" - 3½"	6"
8965	5" - 4"	6"



Part #	OD-ID	L
9722	4" - 3"	6"
9332	4" - 3½"	6"
9331	5" - 4"	6"



Part #	Dia.	Length	Rad.
<b>Aluminized 90° O.D. - O.D.</b>			
10776	3"	6" - 6"	3"
10539	4"	12" - 12"	5½"
10786	5"	9" - 11½"	5½"
<b>Aluminized 90° I.D. - O.D.</b>			
10758	3"	12" - 12"	5"
10304	3"	14" - 14"	6"
10676	3½"	9" - 9"	4½"
10681	4"	8" - 8"	4½"
10678	4"	10" - 10"	4½"
10764	5"	8½" - 8½"	6"
<b>Aluminized 45° I.D. - O.D.</b>			
10726	4"	6" - 6"	6"
10315	4"	9¼" - 9¼"	8"



**Accuseal Flatband**

Part #	Size	Material
AS214	2¼"	Aluminized
AS212	2½"	Aluminized
AS300	3"	Aluminized
AS400	4"	Aluminized
AS500	5"	Aluminized



**Extra Heavy Duty 3/8"**

Part #	Size
<b>U-Bolt 11 Gauge Saddle</b>	
H300	3"
H314	3¼"
H312	3½"
H400	4"
H412	4½"
H500	5"



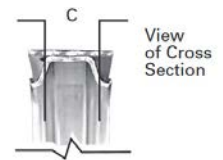
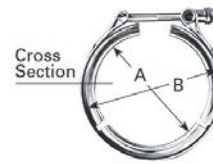
**TorcTite Preformed Clamps - Lap Joint**

Part #	Size	Material
<b>Lap Joint</b>		
9668	3"	304 Stainless
9604	3"	Aluminized
9669	3½"	304 Stainless
9605	3½"	Aluminized
9623	4"	304 Stainless
9606	4"	Aluminized
9624	5"	304 Stainless
9607	5"	Aluminized
9671	6"	304 Stainless

**Stainless Flatband Clamps**



Part #	Size	Material
SAS200	2"	Bright 430 SS
SAS214	2¼"	Bright 430 SS
SAS212	2½"	Bright 430 SS
SAS234	2¾"	Bright 430 SS
SAS300	3"	Bright 430 SS
SAS312	3½"	Bright 430 SS
SAS400	4"	Bright 430 SS



**V-Band Clamps**

Part #	Diameter	A	B	C
9618	2.75"	2.80"	3.20"	0.26"
9612	3.00"	3.32"	3.88"	0.40"
9653	4.00"	4.19"	4.75"	0.40"
9615	5.00"	5.32"	5.88"	0.40"



**Flex Tubing**

Galvanized Standard	Stainless Standard	Aluminized Heavy Duty	Size	Length
8860			1"	25'
8862			1-1/4"	25'
8864			1-1/2"	25'
8865			1-5/8"	25'
8866			1-3/4"	25'
8868			2"	25'
8875			3"	25'
	8886	8876	3-1/2"	10'
	8887	8856	4"	10'
	8888		5"	10'



**917-142**  
Manifold to Cylinder Head Repair  
Clamp 99-17 GM/03-09 Isuzu



**917-108**  
Manifold to Cylinder Head Repair  
Clamp 99-09 Chevy, GMC, Hummer



**917-107**  
Manifold to Cylinder Head  
Repair Clamp  
99-17 GM/03-09 Isuzu

## Straight Tubing

### 10 Foot Lengths

Part #	Description
<b>Aluminized</b>	
112A1016	1 1/2" 16 G
134A1016	1 3/4" 16 G
178A1016	1 7/8" 16 G
200A1016	2" 16 G
214A1016	2 1/4" 16 G
200A1014	2" 14 G
212A1014	2 1/2" 14 G
214A1014	2 1/4" 14G
300A1014	3" 14 G
234A1014	2 3/4" 14 G

Part #	Description
<b>409 Stainless</b>	
112S1016	1 1/2" 16 G
134S1016	1 3/4" 16 G
200S1016	2" 16 G
300S1016	2 3/4" 16 G
212S1016	2 1/2" 16 G
200S1014	2" 14 G
212S1014	2 1/2" 14 G
214S1014	2 1/4" 14 G
300S1014	3" 14 G
300S1016	3" 16G


### 7 1/2 Foot Lengths

Part #	Desc.
<b>Aluminized</b>	
112A7516	1 1/2" 16 G
134A7516	1 3/4" 16 G
200A7516	2" 16 G
200A7514	2" 14 G
214A7514	2 1/4" 14 G
212A7514	2 1/2" 14 G
300A7514	3" 14G



### Bendable Straight Tubing

Part #	O.D.	Gauge	L
312A1014	3 1/2"	14	10'
312A1016	3 1/2"	16	10'
400A1014	4"	14	10'
400A1016	4"	16	10'
500A1016	5"	16	10'
600A1016	6"	16	10'



2 Hole Connector Joint Repair Systems

Flexible Joint Repair Systems

3 Hole Connector Joint Repair Systems & Components

Flex Repair Solutions

## Joint Repair Systems



2 Hole Connector Kit



3 Hole Connector Kit

Part #	Description
EZ8000-001S	2.00" ID x 5" OL
EZ8001-001S	2.25" ID x 5" OL
EZ8002-001S	2.50" ID x 5" OL
EZ8004-001S	1.75" ID x 5" OL

Part #	Description
EZ8006-001S	2.00" ID x 5" OL
EZ8007-001S	2.25" ID x 5" OL

## Flexible Joint Repair Systems

### Spherical Joint System With Nipple Extensions

\*Nipple Extensions Support Weight of the Exhaust System

Part #	Description
SJS134N-001	1-3/4" ID x 12"
SJS200N-001	2" ID x 12"
SJS214N-001	2-1/4" ID x 12"
SJS212N-001	2-1/2" ID x 12"









### Spherical Joint System Without Nipple Extensions




Part #	Description
SJS200-001	2" ID x 3.25" OL
SJS214-001S	2.25" OD x 3.50" OL



Part #	Description
SSL8050	1.75" ID x 6" OL
SSL8051	2.00" ID x 6" OL
SSL8052	2.25" ID x 6" OL
SSL8053	2.50" ID x 6" OL
SPJSS300	3" ID x 6" OL






Part #	Fit	Product Image
<b>Honda</b>		
<b>SSL8047</b>	<ul style="list-style-type: none"> <li>• 88-11 Civic - 1.5L, 1.6L, 1.7L</li> <li>• AT Rear Converter with triangular flange</li> </ul> <p>2" Flat Flange</p>	
<b>SSL8050</b>	<ul style="list-style-type: none"> <li>• 97-00 Acura EL 1.6L</li> <li>• 01-03 Accura EL 1.7L</li> <li>• 96-15 Civic - 1.5L, 1.6L, 1.7L, 1.8L, 2.0L</li> <li>• 94-97 Accord 2.2L</li> <li>• 97-06 CRV 2.0L</li> </ul> <p>1 3/4" Mini Flex Pipe</p>	
<b>SSL8051</b>	<ul style="list-style-type: none"> <li>• 98-99 Acura CL 2.3L</li> <li>• 98-01 Acura CL 2.3L</li> <li>• Integra 1.8L</li> <li>• 03-11 Element 2.4L</li> <li>• 95-97 Odyssey 2.2L</li> </ul> <p>2" Mini Flex Pipe</p>	
<b>Nissan</b>		
<b>SSL8040</b>	<ul style="list-style-type: none"> <li>• 07-12 Versa 1.8L</li> </ul>	
<b>SSL8041</b>	<ul style="list-style-type: none"> <li>• 07-12 Sentra 2.0L</li> </ul>	
<b>Hyundai</b>		
<b>SSL8015EX</b>	<ul style="list-style-type: none"> <li>• 02-04 Hyundai Sonata 2.4L 4cyl</li> <li>• 05 Sonata GL 2.4L 4cyl</li> </ul> <p>Also for any flat connection which requires no flex on a 2" pipe</p>	
<b>Toyota</b>		

Part #	Fit	Product Image
<b>SSL8062</b>	<ul style="list-style-type: none"> <li>• April 05-08 Corolla 1.8L</li> <li>• April 05-08 Matrix 1.8L</li> </ul> 2 1/4" OD	
<b>SSL8063</b>	<ul style="list-style-type: none"> <li>• 03- April 05 Corolla 1.8L</li> <li>• 09-13 Corolla 1.8L</li> <li>• 03-05 April Matrix 1.8L</li> <li>• 09-13 Matrix 1.8L</li> </ul> 2" OD	
<b>SSL8014EX</b>	<ul style="list-style-type: none"> <li>• 00-05 Toyota Echo 1.5L 4cyl</li> </ul> Also for any flat connection which requires no flex on a 1 3/4" pipe <ul style="list-style-type: none"> <li>• 04-06 Scion xA 1.5L 4cyl</li> </ul>	
<b>SSL8016EX</b>	<ul style="list-style-type: none"> <li>• 2.25" Flange Repair 409SS</li> </ul>	
<b>SSL8017EX</b>	<ul style="list-style-type: none"> <li>• 2.50" Flange Repair 409SS</li> </ul>	



Part #	Fit	Product Image
<b>X-74635-212SP</b>	<ul style="list-style-type: none"> <li>• Chevrolet &amp; GMC Heavy Duty Crossover Pipe</li> <li>• 94-00 Chevrolet/GMC</li> <li>• C/K Series 1500/2500/3500 8cyl</li> </ul>	
<b>General Motors</b>		
<b>SSL8034</b>	<ul style="list-style-type: none"> <li>• 99-02 Silverado/Sierra 1500 4.3L, 4.8L, 5.3L</li> <li>• 02-06 Silverado/Sierra 1500 4.8L, 5.3L</li> </ul> <p>3" ID</p>	

Part #	Fit	Product Image
<b>EZI556-001S</b>	<ul style="list-style-type: none"> <li>99-03 GM Trucks 4.8L, 5.3L, 6.0L</li> </ul> Kit includes: 1 crush ring gasket. 1 donut gasket with ring, 6 studs, 6 flanged hex nuts	
<b>SSL8025</b>	<ul style="list-style-type: none"> <li>99-05 GM Trucks 4.8L, 5.3L, 6.0L V8 Driver Side, Front Y-Pipe, at manifold</li> </ul> Kit includes: 1 flange and 1 ring gasket	
<b>SSL8026</b>	<ul style="list-style-type: none"> <li>99-05 GM Trucks 6.0L V8 Passenger Side, y-Pipe at manifold</li> </ul> Kit includes: 1 flange and 1 ring gasket	

## Problem Solvers

### SS304 Interlock Hose With Band Clamps



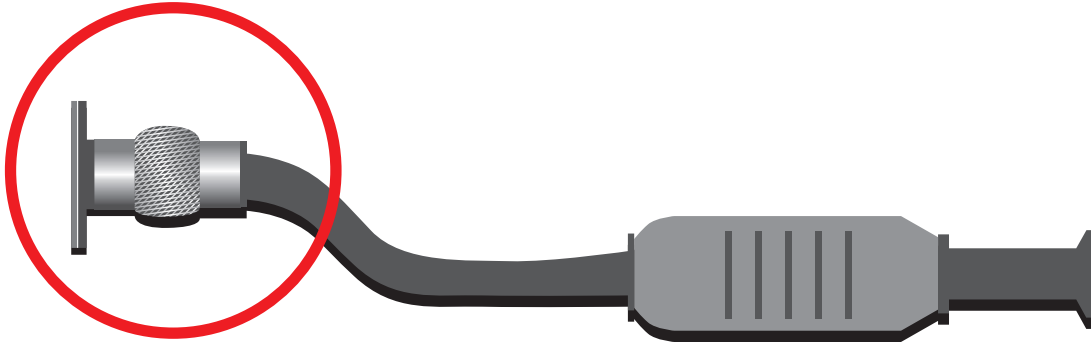
Part #	Description
20015UNIKIT-001S	2" x 15"
21415UNIKIT-001S	2-1/4" x 15"
21215UNIKIT-001S	2-1/2" x 15"

### Multi Neck Flex



Part #	Description
134-200-4ILN-001S	1-3/4" - 2-1/8" x 4"
134-200-8ILN-001S	1-3/4" - 2-1/8" x 8"




# Catalytic Converter Repair Pipes



Part #	Fit	Product Image	Gasket
<b>Chrysler / Dodge / Plymouth</b>			
<b>121681</b>	<ul style="list-style-type: none"> <li>• 95-06 Cirrus, Sebring 2.4L, 2.5L</li> <li>• 95-06 Stratus 2.0L, 2.4L, 2.5L</li> <li>• 98-00 Breeze 2.0L, 2.4L</li> </ul>		<b>9289</b>
<b>X-CAR212 SSL2024</b>	<ul style="list-style-type: none"> <li>• 08-10 Caravan, Town &amp; Country 3.3L, 3.8L</li> </ul>		<b>8481</b>
<b>X-CARAVANI SSL2023</b>	<ul style="list-style-type: none"> <li>• 95-06 Dodge Stratus 2.0L, 2.4L, 2.5L</li> <li>• 95-01 Cirrus 2.0L, 2.4L, 2.5L</li> <li>• 96-06 Sebring 2.4L, 2.5L</li> <li>• 97-00 Breeze 2.0L, 2.4L</li> <li>• 96-07 Caravan, Voyager, Town &amp; Country 2.4L, 3.3L, 3.8L</li> <li>• 00-05 Neon 2.0L</li> <li>• 01-11 PT Cruiser 2.4L</li> </ul>		<b>9289</b>
<b>Ford</b>			
<b>121685</b>	<ul style="list-style-type: none"> <li>• 87-99 Ford E Series &amp; F Series 5.8L, 7.5L</li> </ul>		<b>9245</b>
<b>SSL2078</b>	<ul style="list-style-type: none"> <li>• 01-08 Escape 3.0L</li> <li>• 05-07 Mariner 3.0L</li> </ul>		<b>9274 (Included)</b>



Part #	Fit	Product Image	Gasket
<b>XTAURUS2 121690</b>	<ul style="list-style-type: none"> <li>• 00-07 Ford Taurus 3.0L (Eng. Code S, 2, U)</li> <li>• 00-05 Ford Sable 3.0L (Eng. Code S, 2, U)</li> </ul>		<b>121690</b>
<b>General Motors Cars</b>			
<b>122624</b>	<ul style="list-style-type: none"> <li>• 97-04 Buick Century 3.1L</li> <li>• 00-05 Chevrolet Impala 3.4L</li> <li>• 00-05 Monte Carlo 3.4L</li> <li>• 97-03 Pontiac Grand Prix 3.1L</li> <li>• 00-07 Rendezvous 3.4L, 3.5L &amp; 3.6L</li> <li>• 06 Equinox 3.4L Uplander 3.5L</li> </ul>		<b>8762</b>
<b>123530</b>	<ul style="list-style-type: none"> <li>• 97-02 Century 3.1L</li> <li>• 97-00 Venture</li> <li>• 00-03 Monte Carlo/Impala 3.4L</li> <li>• 97-00 Silhouette 3.4L</li> <li>• 98-05 Montana 97-02 Grand Prix 3.1L</li> </ul>		<b>8762</b>
<b>SSL2060 121691</b>	<ul style="list-style-type: none"> <li>• 99-05 Cavalier 2.2L</li> <li>• 05-10 Cobalt 2.2L, 2.4L</li> <li>• 06-11 HHR 2.2L, 2.4L</li> <li>• 07-10 G5 2.2L, 2.4L</li> <li>• 04-06 Pursuit 2.2L, 2.4L</li> </ul>		<b>8403</b>
<b>SSL2063 X-0356</b>	<ul style="list-style-type: none"> <li>• 04-07 Malibu 3.5L</li> </ul>		<b>8692 (Included)</b>
<b>SSL2087</b>	<ul style="list-style-type: none"> <li>• 05-07 Pontiac G6 3.5L</li> <li>• 06-07 Pontiac G6 2.4L</li> </ul>		<b>9256 (Included)</b>
<b>SSL2088</b>	<ul style="list-style-type: none"> <li>• 05-10 Pontiac G6 3.5L</li> </ul>		<b>8697 (Included)</b>

Part #	Fit	Product Image	Gasket
<b>SSL2094</b>	<ul style="list-style-type: none"> <li>• 08-10 Pontiac G6 3.5L</li> </ul>		<b>9256 (Included)</b>
<b>XGM34</b>	<ul style="list-style-type: none"> <li>• 00-05 Impala 3.4L</li> <li>• 00-05 Monte Carlo 3.4L</li> </ul>		<b>9256</b>
<b>X-1665</b>	<ul style="list-style-type: none"> <li>• 08-12 Chevy Malibu 2.4L, 08-10 3.5L,</li> <li>• 08-09 Pontiac G6 2.4L, 08-10 3.5L</li> <li>• 08-09 Saturn Aura 2.4L, 3.5L</li> </ul>		<b>N/R</b>
<b>X-S10-3</b>	<ul style="list-style-type: none"> <li>• 98-00 Chevrolet S10 2.2L</li> <li>• 98-00 GMC Sonoma 2.2L</li> </ul>		<b>8731</b>
<b>X-CAVALIER</b>	<ul style="list-style-type: none"> <li>• 97-04 Century 3.1L</li> <li>• 00-04 Impala 3.4L</li> <li>• 00-04 Monte Carlo 3.4L</li> <li>• 97-03 Grand Prix 3.1L</li> </ul>		<b>8762</b>
<b>X-CAVALIER2</b>	<ul style="list-style-type: none"> <li>• 96-98 Skylark 2.4L</li> <li>• 96-98 Cavalier 2.4L</li> <li>• 97-98 Malibu 2.4L</li> <li>• 96-98 Achieva 2.4L</li> <li>• 96-98 Grand Am 2.4L</li> <li>• 96-98 Sunfire 2.4L</li> </ul>		<b>9054</b>
<b>X-CAVALIER99</b>	<ul style="list-style-type: none"> <li>• 99-01 Alero 2.4L</li> <li>• 99-01 Grand Am 2.4L</li> </ul>		<b>9207</b>

Part #	Fit	Product Image	Gasket
<b>X-COBALT</b>	<ul style="list-style-type: none"> <li>• 05-10 Cobalt 2.2L, 2.4L</li> <li>• 06-11 HHR 2.2L, 2.4L</li> <li>• 07-10 G5 2.2L, 2.4L</li> <li>• 04-06 Pursuit 2.2L, 2.4L</li> </ul>		<b>8403</b>
<b>X-GRANDPRIX</b>	<ul style="list-style-type: none"> <li>• 97-03 Buick Regal 3.8L</li> <li>• 00-05 Chevrolet Impala, Monte Carlo 3.8L</li> <li>• 98-99 Oldsmobile Intrigue 3.8L</li> <li>• 97-04 Pontiac Grand Prix 3.8L</li> </ul>		<b>9088</b>
<b>X-GRANDPRIX2</b>	<ul style="list-style-type: none"> <li>• 96-05 Park Avenue, Regal, Riviera 3.8L</li> <li>• 96-05 Pontiac Bonneville 3.8L</li> <li>• 97-08 Grand Prix 3.8L</li> <li>• 00-09 Chev. Impala 3.8L</li> </ul>		<b>9088</b>
<b>X-GRANDAM99</b>	<ul style="list-style-type: none"> <li>• 98-02 Chevrolet Malibu 3-1L</li> <li>• 99-02 Alero 3-4L, 97-00 Cutlass 3-1L</li> <li>• 99-02 Pontiac Grand Am 3-4L</li> </ul>		<b>8762</b>
<b>X-MONTANA</b>	<ul style="list-style-type: none"> <li>• 02-07 Rendezvous 3.4L, 3.5L</li> <li>• 02-05 Venture 3.4L</li> <li>• 02-04 Silhouette 3.4L</li> <li>• 01-05 Aztek 3.4L</li> <li>• 02-05 Montana 3.4L</li> </ul>		<b>8762</b>




# Catalytic Converter Repair Pipes







Part #	Fit	Product Image	Gasket
<b>Saturn</b>			
<b>X-ION2</b>	<ul style="list-style-type: none"> <li>• 03-05 Saturn Ion 2.3, 2.2L</li> <li>• 07 Ion 3 2.4L</li> <li>• 02-07 Vue 2.2L</li> </ul>		<b>8403</b>
<b>X-6584RP</b>	<ul style="list-style-type: none"> <li>• 04-09 Mazda 3 2.3L</li> <li>• 06-10 Mazda 5 2.3L</li> </ul>		<b>9270</b>
<b>SSL2078</b>	<ul style="list-style-type: none"> <li>• 01-06 Mazda Tribute 3.0L</li> </ul>		<b>9274</b>
<b>Volkswagen</b>			
<b>X4761</b>	<ul style="list-style-type: none"> <li>• 01-05 Beetle 2.0L</li> <li>• 02-06 Golf 2.0L</li> <li>• 02-05 Jetta 2.0L</li> </ul>		<b>9011</b>
<b>XVWFLEX1</b>	<ul style="list-style-type: none"> <li>• 87-92 Golf, Jetta 1.8L</li> <li>• 93-01 Golf 2.0L</li> <li>• 98-99 Beetle 2.0L</li> <li>• 99-00 Jetta 2.0L</li> </ul>		<b>9213</b>
<b>XVWFLEX2</b>	<ul style="list-style-type: none"> <li>• 98-00 VW Beetle 2.0L</li> <li>• 98-02 VW Cabrio 2.0L</li> <li>• 87-92 VW Golf 1.8L</li> <li>• 93-01 VW Golf 2.0L</li> <li>• 87-91 VW Jetta 1.8L/ 2.0L</li> <li>• 93-01 VW Jetta 2.0L</li> <li>• 90-93 VW Passat 2.0L</li> </ul>		<b>9213</b>
<b>X-4473</b>	<ul style="list-style-type: none"> <li>• 99-06 VW Beetle/Golf/Jetta/GTI 1.8L Turbo</li> </ul>		<b>8417</b>

Part #	Fit	Product Image	Gasket
<b>X-4751RP</b>	<ul style="list-style-type: none"> <li>• v10-11Golf 2.5L DOHC</li> <li>• 05-11 Jetta 2.5L DOHC</li> <li>• 06-09 Rabbit 2.5L DOHC</li> </ul>		<b>9011</b>
<b>X-CAR212 SSL2024</b>	<ul style="list-style-type: none"> <li>• 09-10 Volkswagen Routan 3.8L</li> </ul>		<b>8481</b>



Part #	Fit	Product Image	Gasket
<b>Hyundai / Kia</b>			
<b>X-2360</b>	<ul style="list-style-type: none"> <li>• 00-01 Sephia 1.8L</li> <li>• 00-04 Spectra 1.8L</li> </ul>		<b>8712</b> <b>9250</b>
<b>X-2548</b>	<ul style="list-style-type: none"> <li>• 10-13 Kia Forte &amp; Forte Koup 2.0L, 2.4L</li> </ul>		<b>9270</b>
<b>X-2554</b>	<ul style="list-style-type: none"> <li>• 06-08 Kia Optima 2.4L</li> <li>• 07-08 Kia Rondo 2.4L</li> </ul>		<b>9270</b>
<b>X-2577</b>	<ul style="list-style-type: none"> <li>• 09-10 Hyundai Sonata 2.4L</li> <li>• 08-12 Kia Rondo 2.4L</li> <li>• 09-10 Kia Optima 2.4L</li> </ul>		<b>9270</b>
<b>X-721 55 01</b>	<ul style="list-style-type: none"> <li>• 06-08 Sonata 2.4L</li> </ul>		<b>9270</b>

Part #	Fit	Product Image	Gasket
<b>Mazda</b>			
<b>28800</b>	<ul style="list-style-type: none"> <li>• 02-06 MPV 3.0L</li> </ul>		<b>8701 9024</b>
<b>X-FOCUS S</b>	<ul style="list-style-type: none"> <li>• 00-04 Ford Focus 2.0L</li> </ul>		<b>8692</b>
<b>X-FOCUS D</b>	<ul style="list-style-type: none"> <li>• 00-04 Ford Focus 2.0 L</li> </ul>		<b>8692</b>

AB CATALYTIC UNIV. CATS							
Illustration	AB Part No.	Description	Dimensions			AP Exhaust Equivalent Number	Notes / Design
			L	W	D		
	S64200-03	Oval Rear O2 (OBDII)	14	6.125	4	608204	<b>Primary Design (Shell)</b>
	O64200-03	Oval Rear O2 (OBDII)					<b>C/U Alternate Design (Tubular)</b>
	S64225-03	Oval Rear O2 (OBDII)	14	6.125	4	608205	<b>Primary Design (Shell)</b>
	O64225-03	Oval Rear O2 (OBDII)					<b>C/U Alternate Design (Tubular)</b>
	S64250-03	Oval Rear O2 (OBDII)	14	6.125	4	608206	<b>Primary Design (Shell)</b>
	O64250-03	Oval Rear O2 (OBDII)					<b>C/U Alternate Design (Tubular)</b>
	S64300-03	Oval Rear O2 (OBDII)	14	6.125	4	N/A	<b>Primary Design (Shell)</b>
	O64300-03	Oval Rear O2 (OBDII)					<b>C/U Alternate Design (Tubular)</b>
	R94200-03	Round Rear O2 (OBDII)	16	5	4.3	608214	Tubular
	R94225-03	Round Rear O2 (OBDII)	16	5	4.3	608215	Tubular
	R94250-03	Round Rear O2 (OBDII)	16	5	4.3	608216	Tubular
	S54200-02	Round Centre O2 (OBDII)	13	5	4.3	608254	<b>Primary Design (Shell)</b>
	R54200-02	Round Centre O2 (OBDII)					<b>C/U Alternate Design (Tubular)</b>
	S54225-02	Round Centre O2 (OBDII)	13	5	4.3	608255	<b>Primary Design (Shell)</b>
	R54225-02	Round Centre O2 (OBDII)					<b>C/U Alternate Design (Tubular)</b>
	S54250-02	Round Centre O2 (OBDII)	13	5	4.3	608256	<b>Primary Design (Shell)</b>
	R54250-02	Round Centre O2 (OBDII)					<b>C/U Alternate Design (Tubular)</b>
	S54200-03-C	Round Rear O2 (LEVII)	13	5	4.3	608264	<b>Primary Design (Shell)</b>
	R54200-03-C	Round Rear O2 (LEVII)					<b>C/U Alternate Design (Tubular)</b>
	S54225-03-C	Round Rear O2 (LEVII)	13	5	4.3	608265	<b>Primary Design (Shell)</b>
	R54225-03-C	Round Rear O2 (LEVII)					<b>C/U Alternate Design (Tubular)</b>
	R94200-02-C	Round Centre O2 (LEVII)	16	5	4.3	608314	Tubular
	R94225-02-C	Round Centre O2 (LEVII)	16	5	4.3	608315	Tubular
	R94250-02-C	Round Centre O2 (LEVII)	16	5	4.3	608316	Tubular
	S54225-00-C	Round No O2 (LEVII)	13	5	4.3	608415	<b>Primary Design (Shell)</b>
	R54225-00-C	Round No O2 (LEVII)					<b>C/U Alternate Design (Tubular)</b>
	S54250-00-C	Round No O2 (LEVII)	13	5	4.3	608416	<b>Primary Design (Shell)</b>
	R54250-00-C	Round No O2 (LEVII)					<b>C/U Alternate Design (Tubular)</b>
	S54250-00-C	Round No O2 (ULEV)	13	5	4.3	608706	<b>Primary Design (Shell)</b>
	R54250-00-C	Round No O2 (ULEV)					<b>C/U Alternate Design (Tubular)</b>

Warranty: Converter - 2 years, 40,000KM

## Best Direct Fit Converter Coverage in Ontario!



Manifold Catalytic Converter

HARD TO FIND DIRECT FIT MANIFOLD AND WARM-UP CATALYTIC CONVERTERS

### FEATURES AND BENEFITS

- Specifically engineered for Manifold Converter equipped vehicles.
- Tubular and cast manifold styles.
- Feature "Clean By Design" ceramic substrates for maximum pollution reduction.
- Designed for higher heat and demanding conditions near engine.
- Increased precious metals loading.
- Exact O2 sensor location(s).
- Lower emissions output.
- Long term reliability.
- Industry's most comprehensive Manifold Converter coverage.
- 409 stainless steel materials construction for longer life.
- Hardware & Gaskets included with many converters.
- Bolt-on like original converter for easier installations.

### CONSUMER BENEFITS

- Manufactured from high quality materials.
- Design meet needs of OBDII equipped vehicles.
- 5-year/50,000 mile warranty on converter body.
- 25,000-mile warranty on emissions.



Pre-OBDII Catalytic Converters

DIRECT FIT AND UNIVERSAL CONVERTERS FOR OLDER HIGHER MILEAGE VEHICLES

### FEATURES AND BENEFITS

- Specifically engineered for Pre-OBDII equipped vehicles.
- Direct Fit and Universal products for older vehicles.
- Lower emissions output.
- Long term reliability.
- Industry's most comprehensive coverage.
- 409 stainless steel shell and neck construction for longer life.
- Hardware included (where needed).
- Provides for easier installations.



Direct Fit OBDII Catalytic Converters

CLEAN BY DESIGN® OBDII CATALYTIC CONVERTERS REDUCE EMISSIONS OUTPUT

### FEATURES AND BENEFITS

- Federal & California Approved Converters
- Specifically engineered for OBDII equipped vehicles.
- Feature "Clean By Design" ceramic substrates for maximum pollution reduction.
- Larger total substrate size.
- Increased precious metals loading.
- Improved O2 storage & release.
- Lower emissions output.
- Long term reliability.
- Keeps the MIL light off.
- Industry's most comprehensive OBDII BY DESIGN coverage.
- 409 stainless steel shell and neck construction for longer life.
- Hardware included (where needed).
- Provides for faster and easier installations.

### CONSUMER BENEFITS

- Manufactured from high quality materials.
- Design meet needs of OBDII equipped vehicles.
- 5-year/50,000 mile warranty on converter body.
- 25,000-mile warranty on emissions.

### CONSUMER BENEFITS

- Manufactured from high quality materials.
- Design meet needs of OBDII equipped vehicles.
- 5-year/50,000 mile warranty on converter body.
- 25,000-mile warranty on emissions.

# Made to Keep the Light Off!

Figure 1

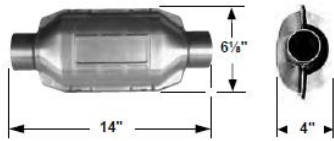


Figure 2

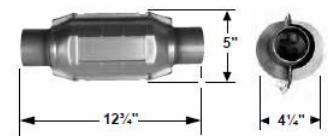


Figure 3

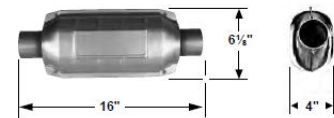


Figure 4

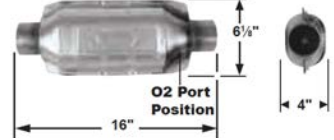


Figure 5

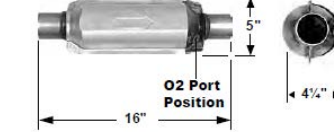


Figure 6

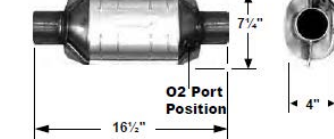


Figure 7

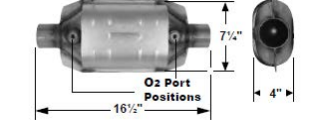
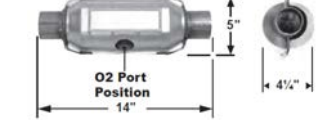


Figure 8



Part #	Size	Body	Port
602203	1 3/4" ID - 1 3/4" ID	Standard Duty Oval	None
602204	2" ID - 2" ID	Standard Duty Oval	None
602205	2 1/4" ID - 2 1/4" ID	Standard Duty Oval	None
602206	2 1/2" ID - 2 1/2" ID	Standard Duty Oval	None
602207	3" ID - 3" ID	Standard Duty Oval	None

Figure 2: Round Body W/O Air Tube

602214	2" ID - 2" ID	Standard Duty	None
602215	2 1/4" ID - 2 1/4" ID	Standard Duty	None
602216	2 1/2" ID - 2 1/2" ID	Standard Duty	None

Figure 3: Oval Body W/O Air Tube

602544	2" ID - 2" ID	Enhanced Standard Duty	None
602545	2 1/4" ID - 2 1/4" ID	Enhanced Standard Duty	None
602546	2 1/2" ID - 2 1/2" ID	Enhanced Standard Duty	None

Figure 4: Oval Body OBDII By Design With O<sup>2</sup> Port

608204	2" ID - 2" ID	OBDII by Design	O <sup>2</sup> Port
608205	2 1/4" ID - 2 1/4" ID	OBDII by Design	O <sup>2</sup> Port
608206	2 1/2" ID - 2 1/2" ID	OBDII by Design	O <sup>2</sup> Port

Figure 5: Round Body OBDII By Design With O<sup>2</sup> Port

608214	2" ID - 2" ID	OBDII by Design	O <sup>2</sup> Port
608215	2 1/4" ID - 2 1/4" ID	OBDII by Design	O <sup>2</sup> Port
608216	2 1/2" ID - 2 1/2" ID	OBDII by Design	O <sup>2</sup> Port

Figure 6: Oval Body OBDII By Design With O<sup>2</sup> Port

608225	2 1/4" ID - 2 1/4" ID	OBDII by Design	O <sup>2</sup> Port
608226	2 1/2" ID - 2 1/2" ID	OBDII by Design	O <sup>2</sup> Port
608227	3" ID - 3" ID	OBDII by Design	O <sup>2</sup> Port

Figure 7: Oval Body OBDII By Design With Two (2) O<sup>2</sup> Ports

608235	2 1/4" ID - 2 1/4" ID	OBDII by Design	2xO <sup>2</sup> Ports
--------	-----------------------	-----------------	------------------------

Figure 8: Round Body OBDII By Design With O<sup>2</sup> Port Middle of Shell

608254	2" ID - 2" ID	OBDII by Design	O <sup>2</sup> Port
608255	2 1/4" ID - 2 1/4" ID	OBDII by Design	O <sup>2</sup> Port
608256	2 1/2" ID - 2 1/2" ID	OBDII by Design	O <sup>2</sup> Port

# Made to Keep the Light Off!

Part #	Size	Body	Port
--------	------	------	------

Figure 9: Oval Design OBDII by Design With O<sup>2</sup> Port

608294	2" ID - 2" ID	OBDII by Design	O <sup>2</sup> Port
608295	2 1/4" ID - 2 1/4" ID	OBDII by Design	O <sup>2</sup> Port

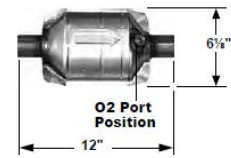


Figure 9



Figure 10

Figure 10: Round Body OBDII By Design With O<sup>2</sup> Port

608264	2" ID - 2" ID	OBDII by Design	O <sup>2</sup> Port
608265	2 1/4" ID - 2 1/4" ID	OBDII by Design	O <sup>2</sup> Port
608266	2 1/2" ID = 2 1/2 ID	OBDII by Design	O <sup>2</sup> Port



Figure 11

Figure 11: Special Body OBDII By Design W/O Air Tube

608285	2 1/4" ID - 2 1/4" ID	OBDII by Design	None
608286	2 1/2" ID - 2 1/2" ID	OBDII by Design	None

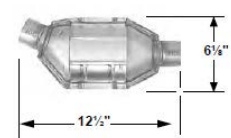


Figure 12

Figure 12: Round Body OBDII By Design W/O Air Tube

608415	2 1/4" ID - 2 1/4" ID	OBDII by Design	None
608416	2 1/2" ID - 2 1/2" ID	OBDII by Design	None




Figure 13

Figure 13: Round Body OBDII By Design With O<sup>2</sup> Port (Middle)

608314	2" ID - 2" ID	OBDII by Design	O <sup>2</sup> Port
608315	2 1/4" ID - 2 1/4" ID	OBDII by Design	O <sup>2</sup> Port
608316	2 1/2" ID - 2 1/2" ID	OBDII by Design	O <sup>2</sup> Port

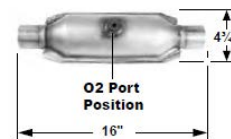


Figure 14

Figure 14: Spun Body (Round) OBDII By Design W/O Air Tube

608384	2" ID - 2" ID	OBDII by Design	None
608385	2 1/4" ID - 2 1/4" ID	OBDII by Design	None
608386	2 1/2" ID - 2 1/2" ID	OBDII by Design	None
608387	3" ID - 2 1/4" ID	OBDII by Design	None



Figure 15

Figure 15: Large Body Super X Duty W/O Air Tube

609007	3" ID - 3" ID	SUPER X DUTY	None
--------	---------------	--------------	------



## Spun Body LEVII & Cleaner

### 6088\*\* Series - LEVII and Cleaner Applications

#### EPA OBDII BY DESIGN

These parts utilize a higher precious metal loading for LEVII and cleaner emission standards.

EPA OBD II	EPA Eng./Test Weight
3-WAY	5.9L, 6250 lbs
3-WAY w/Air	5.9L, 6250 lbs

#### Spun Units



	INLET/I.D.	OUTLET/I.D.
608824	2"	2"
608825	2-1/4"	2-1/4"
608826	2-1/2"	2-1/2"


## OEM Style Ford Truck Converters

### 6063\*\*/6074\*\* Series

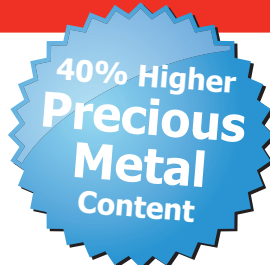
#### TORPEDO - OEM Style Ford Truck Converters

Torpedo Series	EPA Eng./GVWR
3-WAY	8.3L, 14,000 lbs
3-WAY w/Air	8.3L, 14,000 lbs

#### Round - w/o Air Tube



	INLET/I.D.	OUTLET/I.D.
606307	3"	3" w/o O2 Sensor port/Airtubes
607407	3"	3" w/O2 Sensor port/Airtubes



# Select+Plus TechSeries - ULEV 5.9L Engines



## 10" Body/14" Overall

### No O<sup>2</sup> Port

- 608704 4" Round Body 2" Neck
- 608705 4" Round Body 2 1/4" Neck
- 608706 4" Round Body 2 1/2" Neck



## 12" Body/16" Overall

### No O<sup>2</sup> Port


- 608734 4" Round Body 2" Neck
- 608735 4" Round Body 2 1/4" Neck
- 608736 4" Round Body 2 1/2" Neck
- 608737 4" Round Body 3" Neck



## 10" Body/14" Overall

### End O<sup>2</sup> Port

- 608714 4" Round Body 2" Neck
- 608715 4" Round Body 2 1/4" Neck
- 608716 4" Round Body 2 1/2" Neck



## 12" Body/16" Overall

### Mid O<sup>2</sup> Port

- 608744 4" Round Body 2" Neck
- 608745 4" Round Body 2 1/4" Neck
- 608746 4" Round Body 2 1/2" Neck
- 608747 4" Round Body 3" Neck

### Round - w/o Air Tube



	INLET/I.D.	OUTLET/I.D.
608754	2"	2"
608755	2-1/4"	2-1/4"
608756	2-1/2"	2-1/2"
608757	3"	3"

### SUPER SELECT+ TechSeries

Advanced wash coat technology & enhanced metal loading.

EPA OBD II	EPA Eng./Test Weight
3-WAY	6.2L, 9,000 lbs

### Round - w/o Air Tube



	INLET/I.D.	OUTLET/I.D.
608894	2"	2"
608895	2-1/4"	2-1/4"
608896	2-1/2"	2-1/2"
608897	3"	3"

## Oxygen Sensor Accessories



**4961**  
18mm Male O2 Sensor Plug

**4962**  
18mm Female O2 Sensor Plug

**4948**  
Air Tube Replacement Kit

# DIESELTECH™

## ENGINEERED TO LAST

### LIGHT/MEDIUM DUTY CLASS 3 - 6

## DPF & DOC Cross Reference

### Chevrolet / GMC

YEAR	APPLICATION	ENGINE	OEM DPF	DT DPF P/N	OEM DOC	DT DOC P/N
2007-2009	Silverado C/K 2500HD / Sierra C/K 2500HD Crew Cab Short Bed (6'6"); 153" Wheelbase Only	Duramax 6.6L	15876232 25928420	649004	15283013	649052
2008-2010	Express 3500 / Savana 3500 - Cutaway Van 139" Wheelbase Only; 2010, VIN #6 Diesel Only	Duramax 6.6L	25784982	649006	15231895	649053
2009-2010	Chevrolet Silverado 3500 STD CAB, GMC Sierra 3500 STD CAB, GMC Sierra Base	Duramax 6.6L	25928415	649008	TBD	TBD

### Dodge / Freightliner

YEAR	APPLICATION	ENGINE	OEM DPF	DT DPF P/N	OEM DOC	DT DOC P/N
2007-2012	Dodge & Ram 2500 - Pickup	Cummins 6.7L	68035060AA 68035060AC	649002	TBD	TBD
2007-2008	Dodge Ram 3500 - Pickup	Cummins 6.7L	68035060AA 68035060AC	649002	TBD	TBD
2007-2009	Sprinter 2500/3500	Sprinter 3.0L	68011959AA A9064901592	649005	A9064902381	649055
2009-2012	Dodge & RAM 3500 - Pickup	Cummins 6.7L	68035061AA 68035061AB	649003	TBD	TBD
2010-2013	Sprinter - Ram, Dodge & Freightliner COMBO DPF + DOC	Sprinter 3.0L	A906490060080	649010* 649011**	A906490060080	649010* 649011**
2007-2010	2500/3500 CHASSIS CAB - COMBO DPF + DOC	Cummins 6.7L	52121891AG 52121891AC 52121891AD 52121891AE 52121891AF	649009	52121891AG 52121891AC 52121891AD 52121891AE 52121891AF	649009
2013	2500/3500 Pickup	Cummins 6.7L	68087105AG	649012	68087105AG	649012

\*Indicates without integrated elbow  
\*\*Indicates with integrated elbow

### Ford

YEAR	APPLICATION	ENGINE	OEM DPF	DT DPF P/N	OEM DOC	DT DOC P/N
2008-2010	F250SD / F350SD / F450SD / Pickup	Powerstroke 6.4L	9C3Z5H221B	649001	9C3Z5H267B	649051
2008-2010	F350SD / F450SD / F550SD Cab & Chassis	Powerstroke 6.4L	9C3Z5H221A	649007	9C3Z5H267A	649057

Not legal for sale or use in the state of California or areas where California emissions compliance is required.

Available for class 7&8 Trucks, Caterpillar, Cummins, Detroit Diesel, Mercedes, Daimler, Mack, Volvo, Navistar, International, MaxxForce, Isuzu, PACCAR, Hino, Nova Bus



DPF		Volvo/Mack D13/MP8	C17-0057
DPF		Detroit Diesel D13, DD	C17-0076
DPF		Cummins ISX	C17-0079
DPF		Volvo Mach - DV / 13 / 16	C17-0045
DPF		Navistar/International/ MaxxForce 9	C17-0064
DPF		Cummins 75B	C17-0029

## Manifold Pipes

Fits: Maxforce 7 Engines 2007 and up



Right Side  
United Part Number: NAVT26R  
OE #188362C2










Left Side  
United Part Number: NAVT25L  
OE #1883625C2



Part #	Description / Application	Product Image
03123	Exhaust Flange Bolt And Spring Kit <b>Application:</b> Lexus 2021-98, Nissan 2019-07, Scion 2016-04, Toyota 2021-94	
03218	Exhaust Manifold Hardware Kit <b>Application:</b> Chrysler 2007, Dodge 2012-04, Jeep 2013-05, Mitsubishi 2007-06	
03309	Exhaust Manifold Hardware Kit <b>Application:</b> Chrysler 2020-05, Dodge 2020-06, Jeep 2020-09, Ram 2020-11	
03412	Exhaust Manifold Hardware Kit <b>Application:</b> Ford 2018-96, Lincoln 2014-98, Mercury 2010-06	
03413	Exhaust Manifold Hardware Kit <b>Application:</b> Chrysler 2022-01, General Motors 2022-96, Isuzu 2008-03, Saab 2009-05, Volkswagen 2010-09	
03417B	Exhaust Manifold Hardware Kit <b>Application:</b> Dodge 2013-99, Ram 2018-11	
03442	Exhaust Flange Hardware Kit <b>Application:</b> Chrysler 2009-07, Dodge 2022-04, Jeep 2022-05, Ram 2022-11	



Part #	Description / Application	Product Image
8058	98-12 GM, Mitsubishi, Dodge (Car/Truck), VW  Hole Size: 1/2" Width: 3 1/2" Height: 17/32"	
8066	94-12 GM Truck/SUV  Hole Size: 17/32" Height: 1 1/2" Btw. Holes: 115/16"	
8070	04-13 GM Truck, Dodge Truck  Hole Size: 9/16" Width: 3 3/8" Height: 1"	
8071	07-17 Honda 03-14 Nissan  Hole Size: 1/2" Width: 2" Height: 2 1/2"	
8092	93-99 Ford, Honda, Mazda 08-12 Dodge Avenger  Hole Size: 3/8" & 1/2" Width: 2 11/32" Height: 3/4"	
8095	09-14 GM, Hyundai Ford F150, E150-E350  Hole Size: 9/16" Width: 3 3/8" Height: 1 3/4"	
8100	01-11 Honda/Acura  Hole Size: 9/16" Width: 4 5/8" Height: 1 1/8"	








Part #	Description / Application	Product Image
8106	00-07 Buick Rendezvous 00-07 LeSabre 99-04 Olds Alero  Hole Size: 7/16" Width: 3 1/2" Height: 1 1/8"	
8166	86-09 GM, Mazda, Toyota  Width: 2 3/8" I.D.: 17/16"	
8180	11-15 Honda, Hyundai, Kia, Toyota, VW  Hole Size: 1/2" Width: 5/8" Distance Btw. Holes: 29/16"	
8182	00-09 Toyota  Hole Size: 1/2" Width: 2 3/8" Height: 2 5/8"	
8196	04-09 Ford/Mazda Truck  Hole Size: 5/16" Width: 2 13/16" Height: 1 5/8"	
8202	85-11 GM  Hole Size: 1/2" Width: 3 3/4" Height: 17/32"	
8208	06-08 GM Truck  Hole Size: 1/2" Width: 4" Height: 1 1/8"	



Part #	Description / Application	Product Image
8233	02-12 Ford, Mazda, Kia Hole Size: 3/8" Width: 2 1/2" Height: 15/16"	
8237	05-12 Dodge Truck Hole Size: 1/2" Width: 3 3/16" Height: 1"	
8252	06-11 Honda Civic Hole Size: 1/2" Width: 2 7/16" Height: 2 3/4"	
8287	06-13 GM, Dodge, Hyundai, Mazda, Nissan Hole Size: 1/2" Width: 3 1/8" Height: 1"	
8531	91-04 Honda Hole Size: 5/16" Width: 2 13/16" Height: 7/8"	
8665	13-17 Honda Civic 89-95 Chrysler/Dodge Hole Size: 9/16" Width: 1 1/2" Height: 4"	

Part #	Description	Product Image
<b>8049</b>	9½" Closed End Swinger Bracket	
<b>8483</b> <b>339861</b> (50 pack)	9½" Heavy Duty Open Swinger Bracket	
<b>8050</b>	9 ¾" Open End Swinger Bracket	
<b>8462</b>	Heavy Duty Universal Truck Hanger	
<b>8020</b>	Rubber Hanger with Swivel Height: 7" Width: 1⅞" Thick: 5/16"	

Part #	Description	Product Image
<b>8484</b>	Rubber Hanger Height: 5½" Width: 1⅜" Thick: ⅜"	
<b>9944</b>	Rubber Hanger Height: 8" Width: 2" Thick: 11/32"	
<b>8011</b>	GM Hanger	
<b>8560</b>	GM Truck Bracket	
<b>8503</b>	Chrysler Truck Pipe Bracket	

## Universal & J-Hook Wire Hangers















Part #	Description	Length	Rod	Quantity
9970	J-Hook Hanger Wire	5⅞"	3/8"	50
339998	Universal Hanger Wire	6"	5/16"	100
339799	J-Hook Hanger Wire	7½"	3/8"	25
339896	J-Hook Hanger Wire	7½"	5/16"	25
FW2908	J-Hook Hanger Wire	8"	5/16"	25
339899	J-Hook Hanger Wire	9"	5/16"	25
339830	J-Hook Hanger Wire	10"	3/8"	25
339898	Universal Hanger Wire	10"	5/16"	25
339850	J-Hook Hanger Wire	10"	1/2"	15
J12516-025	J-Hook Hanger Wire	12"	5/16"	25

## Universal Swivel Hanger




Part #	Length	Rod
339819S	10"	3/8"
339816S	10"	3/8"
339816	10"	3/8" (50)



## Muffler Straps

Part #	Fit	Product Image	Part #	Fit	Product Image
<b>8010</b>	98-02 Toyota Corolla 98-02 Chevrolet Prizm		<b>8056</b>	96-08 Chevy Blazer / Jimmy	
<b>8013</b>	96-05 Cavalier/ GrandPrix		<b>8062</b>	85-05 GM (Various)	
<b>8014</b>	85-05 GM (Various)		<b>8067</b>	91-95 Caravan/ Voyager/Town & Country	
<b>8017</b>	98-03 Ford Ranger 01-04 Mazda B2300, B3000, B4000		<b>8087</b>	91-02 Saturn	
<b>8054</b>	12-16 Focus 96-05 Cavalier/ GrandPrix		<b>8193</b>	02-08 Mini Cooper	
<b>8055</b>	96-00 Caravan/ Voyager		<b>8359</b>	01-07 Caravan/ Voyager	



Part #	Description	Product Image
<b>Flat / Split - 2 Hole</b>		
<b>FFS134-001S</b>	2 Hole Flat Split Flange Inner Diameter: 1 <sup>3</sup> / <sub>4</sub> " Distance Between Holes: 3 <sup>1</sup> / <sub>2</sub> "	
<b>FFS200-001S</b>	4 <sup>3</sup> / <sub>4</sub> " 2 Hole Flat Split Flange Inner Diameter: 2 <sup>1</sup> / <sub>8</sub> " Distance Between Holes: 3 <sup>1</sup> / <sub>2</sub> "	
<b>FFS212-001S</b>	5 <sup>1</sup> / <sub>4</sub> " 2 Hole Flat Split Flange Inner Diameter: 2 <sup>9</sup> / <sub>16</sub> " Distance Between Holes: 3 <sup>7</sup> / <sub>8</sub> "	
<b>FFS214-001S</b>	5 <sup>1</sup> / <sub>4</sub> " 2 Hole Flat Split Flange Inner Diameter: 2 <sup>3</sup> / <sub>8</sub> " Distance Between Holes: 3 <sup>7</sup> / <sub>8</sub> "	
<b>8043</b>	2 <sup>1</sup> / <sub>4</sub> " 2 Hole Flat Split Flange Inner Diameter: 2" - 2 <sup>1</sup> / <sub>4</sub> "	
<b>Flat / Split - 3 Hole</b>		
<b>FFS212-3-001S</b>	2 1/2" 3-Hole Split Flat Flange	
<b>FFS214-3-001S</b>	Triangular, Flat Rounded Holes 2 <sup>5</sup> / <sub>16</sub> " CTR	
<b>4679</b>	3 Hole Flat Split Flange Inner Diameter: 2 <sup>1</sup> / <sub>2</sub> " GM Applications	
<b>8800</b>	2 <sup>1</sup> / <sub>4</sub> " x 2 <sup>1</sup> / <sub>2</sub> " Split Flange Distance Between Holes: 3 <sup>49</sup> / <sub>64</sub> "	









Part #	Description	Product Image
9145	1 3/4" x 2" Split Flange Distance Between Holes: 3 3/16"	
9170	2 Hole Flat Split Flange Inner Diameter: 2 5/16" Distance Between Holes: 3 15/16"	
9171	5" 2 Hole Molded Split Flange Inner Diameter: 2 3/32" Distance Between Holes: 3 5/8"	
9172	5 1/8" 2 Hole Molded Split Flange Inner Diameter: 2 7/16" Distance Between Holes: 3 5/8"	
9187	3 Hole Flat Split Flange Inner Diameter: 1 7/8" Distance Between Holes: 2 19/32"	
9188	3 Hole Flat Split Flange Inner Diameter: 2 1/8" Distance Between Holes: 2 11/16"	
9189	3 Hole Flat Split Flange Inner Diameter: 2 1/2" Distance Between Holes: 2 15/16"	
9190	3 Hole Flat Split Flange Inner Diameter: 2 5/8" Distance Between Holes: 3 3/16"	
9191	3 Hole Flat Split Flange Inner Diameter: 2 7/16" Distance Between Holes: 3 1/8"	



Part #	Description	Product Image
<b>2 Hole Universal Flanges</b>		
<b>8788</b>	4" 2 Hole Universal Flange Inner Diameter: 2" Distance Between Holes: 3"	
<b>9153 / 9153S</b>	4 3/4" 2 Hole Universal Flange Inner Diameter: 1 3/4" Distance Between Holes: 3 1/2"	
<b>9154 / 9154S</b>	4 3/4" 2 Hole Universal Flange Inner Diameter: 2 1/8" Distance Between Holes: 3 1/2"	
<b>9155 / 9155S</b>	5 1/4" 2 Hole Universal Flange Inner Diameter: 2 5/16" Distance Between Holes: 3 7/8"	
<b>9156 / 9156S</b>	5 1/4" 2 Hole Universal Flange Inner Diameter: 2 9/16" Distance Between Holes: 3 7/8"	
<b>9181</b>	4 3/4" 2 Hole Universal Flange Inner Diameter: 2" Distance Between Holes: 3 1/2"	
<b>9185</b>	4 1/2" 2 Hole Universal Flange Inner Diameter: 2 1/4" Distance Between Holes: 3 7/16"	
<b>2 Hole Formed Flanges</b>		
<b>8792</b>	5 3/16" 2 Hole Universal Flange Inner Diameter: 2 11/16" Distance Between Holes: 3 3/4"	
<b>9140</b>	5 7/16" 2 Hole Ford OEM Flange Inner Diameter: 2 1/4" Distance Between Holes: 4"	

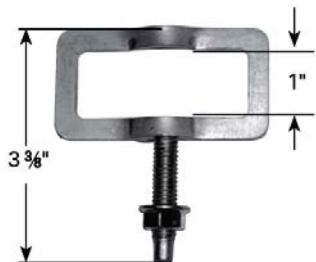


Part #	Description	Product Image
<b>3 Hole Formed Flanges</b>		
<b>8780</b>	3 7/8" 3 Hole GM OEM Flange Inner Diameter: 2 1/8" Distance Between Holes: 3 1/8"	
<b>3 Hole Universal Flanges</b>		
<b>8032</b>	3 7/8" 3 Hole Universal Flange Inner Diameter: 2 5/8" Distance Between Holes: 3 3/16"	
<b>8033</b>	4 1/8" 3 Hole OEM Flange Inner Diameter: 3 1/16" Distance Between Holes: 3 5/16"	
<b>9152S</b>	3 3/4" 3 Hole Universal Flange Inner Diameter: 2" Distance Between Holes: 2 11/16"	
<b>9158S</b>	3 15/16" 3 Hole Universal Flange Inner Diameter: 2 5/16" Distance Between Holes: 2 11/16"	
<b>9173</b>	3 15/16" 3 Hole OEM Flange Inner Diameter: 2 1/2" Distance Between Holes: 3 1/8"	

Part #	Application	Product Image
4678	Chrysler/Subaru/ Dodge/Plymouth/ Honda/Acura	
4680	Geo Tracker/ Suzuki Toyota Corolla/ Echo	
4682	Honda/Acura	
4936	Lexus, Mitsubishi	
4973	Ford/Mazda	

Part #	Application	Product Image
4978	Toyota	
4979	GM/Chev Toyota/Nissan	
8038	GM Truck, Suburban, Safari Van	
8039	Subaru	


## The HUSH Studfix



8001 - Pkg. Qty. 2  
Ford Trucks



8002 - Pkg. Qty. 2  
Ford Cars



The HUSH Studfix installed

## Manifold Studs

Part #	Size	Style	Box
<b>Standard</b>			
F5298	3/8" x 2"	No Finder Points	100
F5300	3/8" x 2 1/4"	No Finder Points	100
F5299	3/8" x 3"	Finder Points	50
F5254	3/8" x 3 1/2"	Finder Points	50
<b>Metric</b>			
F5213	10mm x 1.50 x 50mm	No Finder Points	100



## Flat Washers

Part #	Size	Box Size
F5266	5/16" x 7/8"	100
F5268	3/8" x 1"	100
F5265	3/8" x 1 1/2"	100



## Hexagon Nuts

Part #	Size	Thread	Box Size
<b>Standard</b>			
F5161	5/16"	Standard	100
F5163	3/8"	Standard	100
F5301	5/16"	Flange	100
F5240	3/8"	Flange	100

Part #	Size	Pitch	Thread	Box
<b>Metric</b>				
F5216	8mm	1.25	Standard	100
F5217	10mm	1.25	Fine	100
F5218	10mm	1.50	Standard	100
F5314	10mm	1.50	Flange	10




## Hexagon Bolts

Part #	Size	Grade	Thread	Box Size
F5160	5/16" x 1 1/2"	2	Full Thread	100
F5288	3/8" x 1"	5	Full Thread	100
F5307	3/8" x 1 1/2"	2	Full Thread	100



## Clamp A Stud



Clamp-A-Stud Is The Permanent Solution To Broken Or Impossible-To-Get-At Manifold Studs, Made Of Rugged, Forged Alloy Steel, The Clamp-A-Stud Is Permanent, Durable Alternative To Conventional Manifold Repair

**8026**  
2 1/4" - 3 1/4"  
Clamp

**8027**  
1 1/4" - 2 1/4"  
Clamp

**8028**  
1/4" - 1 3/4"  
Clamp

Product	Product Image
<p><b>8406</b></p> <p>I.D.: 2 9/16"                      Thick: 11/16"                      04-12 GM, 03-11 Honda</p>	
<p><b>8408</b></p> <p>I.D.: 2 5/16"                      O.D.: 3 1/8"</p>	
<p><b>8415</b></p> <p>04-11 Mitsubishi                      03-05 Toyota                      I.D.: 2 3/8"                      Thick: 11/16"</p>	
<p><b>8423</b></p> <p>I.D.: 2 3/16"                      Thick: 11/16"</p>	
<p><b>8425</b></p> <p>04-18 Acura/Honda</p>	
<p><b>8426</b></p> <p>I.D.: 2 1/4"                      Btw. Holes: 4 1/32"                      08-17 GM/Ford/Hyundai/Kia</p>	
<p><b>8430</b></p> <p>I.D.: 1 13/16"                      Btw. Holes: 3"                      05-12 BMW/Hyundai/Kia</p>	
<p><b>8457</b></p> <p>I.D.: 2 29/32"                      Thick: 11/64"</p>	

Product	Product Image
<p><b>8460</b></p> <p>I.D.: 2 27/32"                      Thick: 1/2"</p>	
<p><b>8473</b></p> <p>I.D.: 2 17/32"                      Thick: 9/16"</p>	
<p><b>8482</b></p> <p>I.D.: 1 25/32"                      Thick: 21/32"</p>	
<p><b>8490</b></p> <p>I.D.: 2 13/32"                      Thick: 27/64"</p>	
<p><b>8688</b></p> <p>I.D.: 2 13/32"                      Btw. Holes: 3 15/16"                      07-18 Dodge/GM/Ford/Mazda</p>	
<p><b>8692</b></p> <p>I.D.: 2 1/8"                      Btw. Holes: 4"                      00-08 GM, Dodge, Ford</p>	
<p><b>8697</b></p> <p>I.D.: 2"                      Btw. Holes: 3 3/8"                      04-11 GM, 08-10 Dodge</p>	
<p><b>8702</b></p> <p>I.D.: 2 9/32"                      Thick: 3/16"                      97-12 Acura/Honda</p>	

Product	Product Image
<b>8706</b> I.D.: 1 <sup>25</sup> / <sub>32</sub> " Thick: 1/2" 90-06 GM, Subaru	
<b>8729</b> 07-13 Nissan I.D. 2 <sup>9</sup> / <sub>16</sub> " BTW Holes: 3 <sup>11</sup> / <sub>16</sub> "	
<b>8756</b> I.D.: 1 <sup>15</sup> / <sub>16</sub> " Thick: 29/64" 08-19 BMW/GM/Toyota	
<b>8762</b> I.D.: 2 <sup>13</sup> / <sub>16</sub> " Thick: 5/32" 05-14 GM/Honda/Ford	
<b>9016</b> 09-14 Mazda 02-11 Toyota I.D. 2 <sup>3</sup> / <sub>8</sub> " Thick 3/16"	
<b>9018</b> I.D.: 2 <sup>19</sup> / <sub>32</sub> " Btw. Holes: 3 1/2" 96-08 GM, Honda, Suzuki	
<b>9019</b> I.D.: 2 1/8" Thick: 5/8" 00-14 Toyota, Subaru	
<b>9024</b> I.D.: 1 <sup>31</sup> / <sub>32</sub> " Thick: 3/16" 05-14 Toyota	

Product	Product Image
<b>9027</b> I.D.: 2 <sup>3</sup> / <sub>16</sub> " Thick: 1/8" 98-13 Toyota	
<b>9044</b> I.D.: 2 <sup>13</sup> / <sub>32</sub> " Thick: 7/32" 97-16 Acura/Honda/Mazda/Nissan	
<b>9061</b> I.D.: 2" Thick: 1/8" 95-11 Honda/Suzuki	
<b>9064</b> I.D.: 1 <sup>27</sup> / <sub>32</sub> " Btw. Holes: 2 <sup>59</sup> / <sub>64</sub> " 96-12 GM, Dodge, Ford	
<b>9079</b> I.D.: 2 5/8" Btw. Holes: 4 1/4" 90-07 Ford, Nissan	
<b>9080</b> I.D.: 2 <sup>3</sup> / <sub>32</sub> " Thick: 5/32" 89-14 Honda	
<b>9094</b> I.D.: 1 3/4" Thick: 9/16" 82-06 GM, Nissan, Subaru	
<b>9095</b> I.D.: 2 <sup>5</sup> / <sub>16</sub> " Thick: 5/8" 93-11 Ford	

Product	Product Image
<b>9099</b> I.D.: 2 1/2" Btw. Holes: 4 1/8" 04-12 Nissan	
<b>9212</b> I.D.: 1 27/32" O.D.: 2" 96-04 GM Truck	
<b>9215</b> I.D.: 1 29/32" Thick: 21/32" 94-14 Ford, Toyota	
<b>9216</b> I.D.: 2 3/8" Thick: 5/8" 03-14 Toyota	
<b>9221</b> I.D.: 2 1/4" Thick: 1/2"	
<b>9234</b> I.D.: 2 1/16" O.D.: 2 13/32" 91-96 GM Truck	
<b>9238</b> I.D.: 2 1/4" Btw. Holes: 3 1/2" 11-16 Cruze, 1.4, 1.8	
<b>9252</b> I.D.: 1 3/16" Thick: 3/16" 89-12 Nissan, Honda	

Product	Product Image
<b>9256</b> I.D.: 2 3/8" Btw. Holes: 4 5/16" 05-14 GM/Saturn	
<b>9282</b> I.D.: 2 3/8" Thick: 3/16" 94-12 Toyota	
<b>9284</b> I.D.: 3 1/16" Btw. Holes: 5 5/32" 04-12 GM	
<b>9270</b> I.D.: 2 21/32" Btw. Holes: 4 1/16" 06-08 Kia	
<b>9274</b> I.D.: 2 5/16" Btw. Holes: 4 1/8" 99-06 GM, Ford	
<b>9275</b> I.D.: 2 1/4" Btw. Holes: 3 7/8" 07-13 GM, Ford	
<b>9279</b> I.D.: 2 1/4" Btw. Holes: 3 5/8" 00-12 Hyundai, Kia	

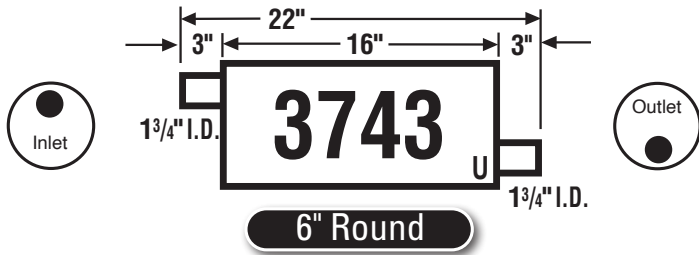
## Header Gasket



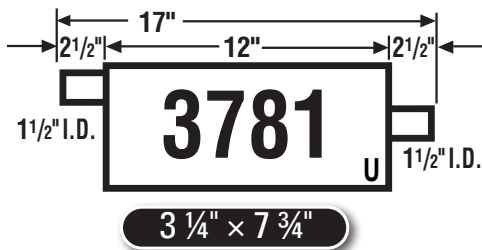
**8711**  
 2 1/2" Center Hole  
 Flange Gasket



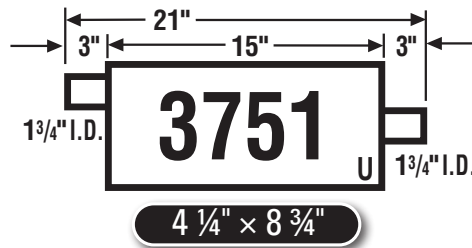
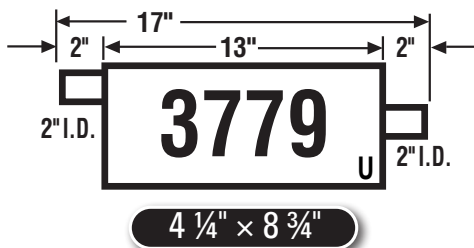
**6" ROUND**



**3 1/4" x 7 3/4"**

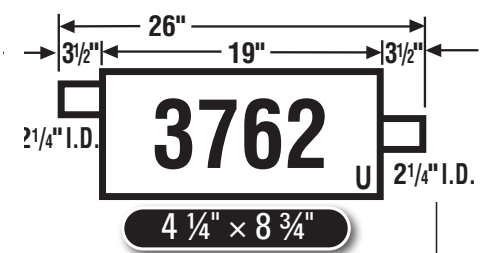
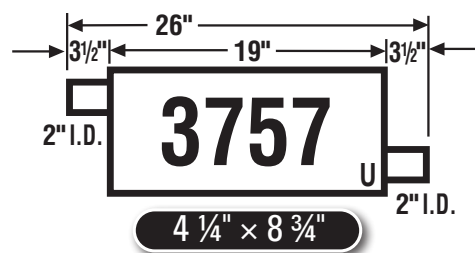
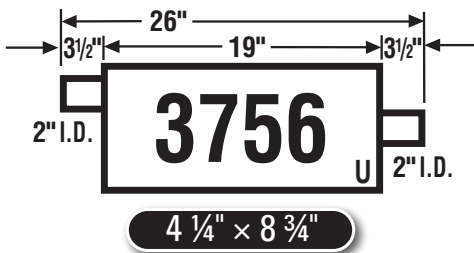
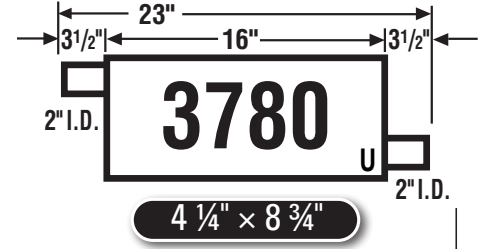
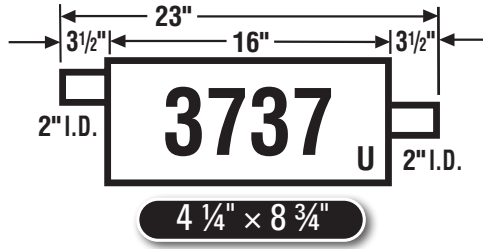
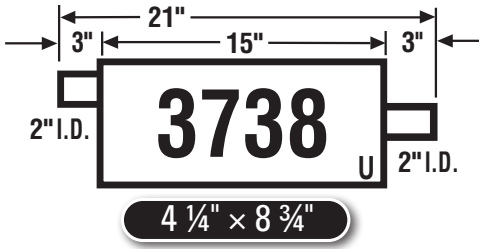


**4 1/4" x 8 3/4"**

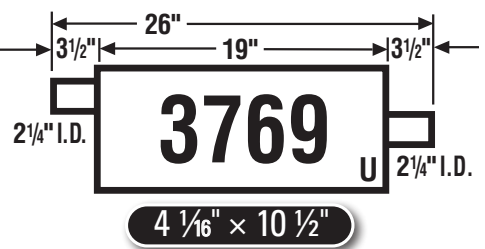
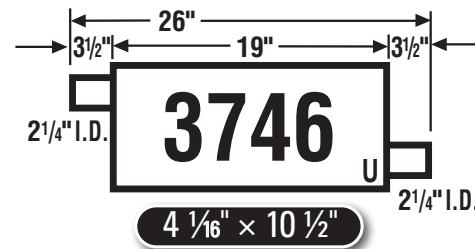
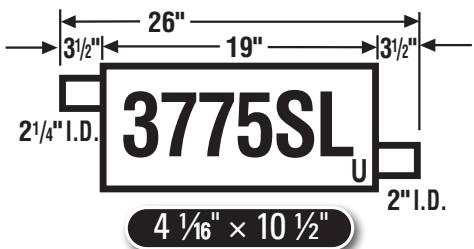
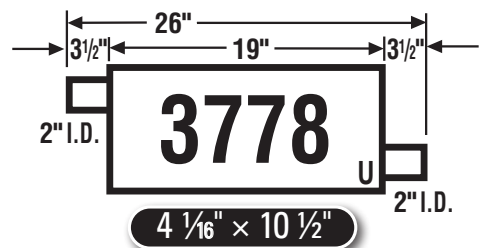
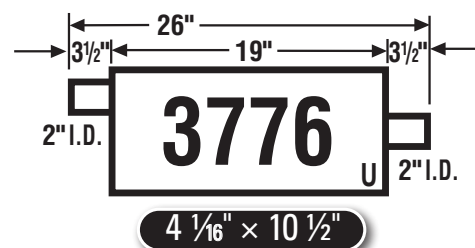
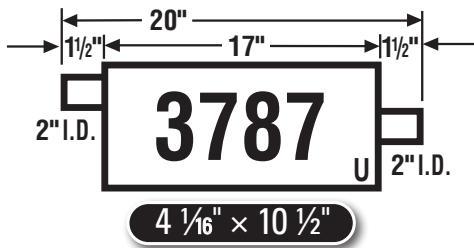




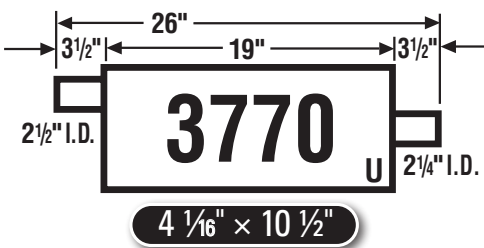
**4 1/4" x 8 3/4"**



**4 1/16" x 10 1/2"**



*Tube & Baffle Design*



## Enforcer II Mufflers (Top Movers)

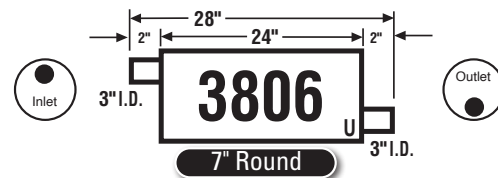
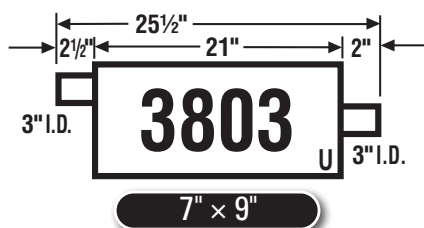
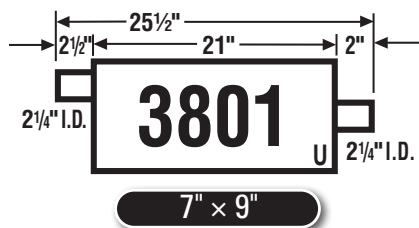


7" x 9"

360° WELDED NECKS

7" Round

360° WELDED NECKS



## ANSA Mufflers (Top Movers)




ANSA offers a full line of durable, high-quality factory replacement exhaust system products to satisfy even the most hard-to-fit import vehicle. Our complete line features direct-fit, stamped or welded exhaust systems and installation hardware that meet or exceed industry standards. ANSA muffler assemblies are fully compatible with factory components and are engineered to bolt-on accurately every time.

**MARKET:** Automotive & Light-Duty



<b>SU8507</b>	Subaru Impreza 2008 - 2011 H4-2.5 L 22 lbs - 8" x 43"
---------------	--



<b>DA417107</b>	Nissan Sentra 2007 - 2012 L4-2.5 L 15.75 lbs - 8.5" x 50"
-----------------	--



<b>VL14545</b>	Volvo - XC90 2007 - 2014 L6-3.2L 16.15 lbs - 8" x 42"
----------------	--



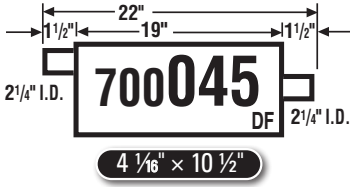
<b>VW39105</b>	Volkswagen CC 2009 - 2011 - L4 - 2.0L Volkswagen Passat 2006-2010 - L4-2.0L  17 lbs - 22.5" x 47.75"
----------------	---



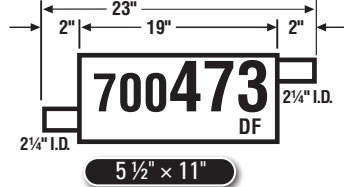
<b>VW39245</b>	Volkswagen Jetta 2005 - 2014 L5-2.5L 27.45 lbs - 9" x 57"
----------------	--



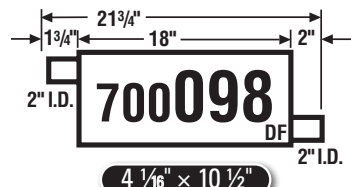
<b>VW39247</b>	Volkswagen Jetta 2005-2014 L5-2.5L 16.85 lbs - 8" x 40"
----------------	--



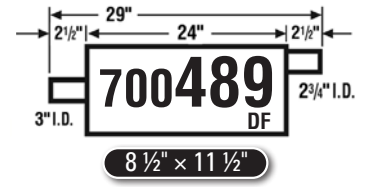
- 96-01 Cherokee
- 86-92 Wagoneer, Cherokee, Comanche (Reverse for some applications)



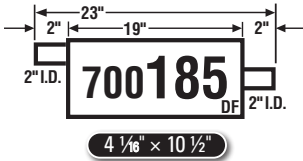
- 08-17 Buick, Enclave, V6-3.6L
- 09-17 Chevrolet, Traverse, V6-3.6L
- 07-17 GMC, Acadia, V6-3.6L



- 03-08 Matrix



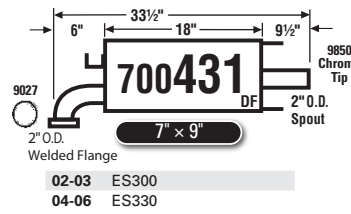
- 07-12 Chevy, Silverado 1500, V6-3.7L
- 07-13 Chevy, Silverado 1500, V8-4.8L
- 07-13 Chevy, Silverado 1500, V8-5.3L



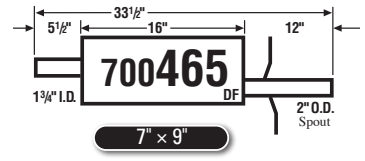
- 95-05 Cavalier, Sunfire
- 95-99 DeVille, Eldorado, Dual Exh. (Both Sides)
- 95-98 Skylark, Achieva, Grand AM
- 95-97 Seville, Dual Exh. (Both Sides)
- 95-96 Beretta/Corsica



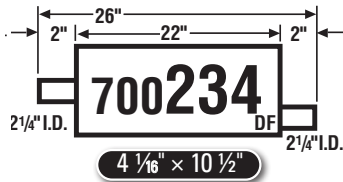
- 99-07 C1500/K1500 Silverado/Sierra, Avalanche, Suburban, Tahoe, Yukon
- 99-00 C2500/K2500 Silverado/Sierra
- 02-05 Escalade



- 02-03 ES300
- 04-06 ES330



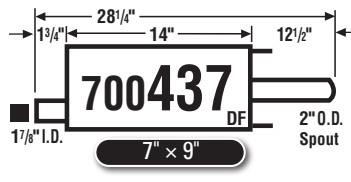
- 05-10 Cobalt, 2.2L
- 05-06 G5 Pursuit, 2.2L (Canada Only)
- 07-10 G5, 2.2L



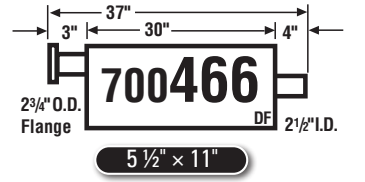
- 02-07 Rendezvous
- 01-05 Aztek
- 94-99 LeSabre, 88, Bonneville



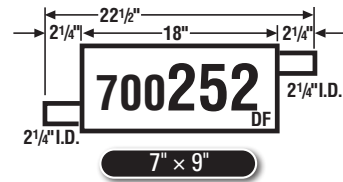
- 97-03 E Series, Econoline



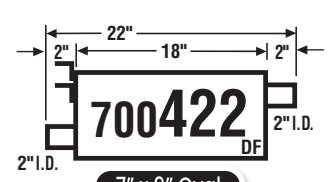
- 01-05 Civic DX, EX, GX, HX, LX, Sedan & Coupe



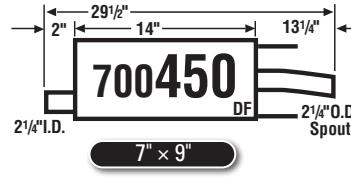
- 05-10 Grand Cherokee, 3.7L
- 05-10 Grand Cherokee, 4.7L & 5.7L
- 06-10 Commander, 3.7L
- 06-07 Commander, 4.7L & 5.7L



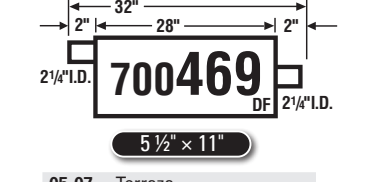
- 95-21 Tacoma Pickup
- 95-98 T100 Pickup
- 00-06 Tundra Pickup



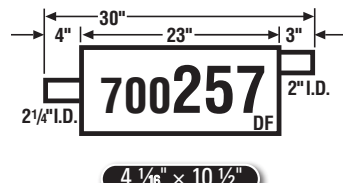
- 04-11 Ford, Ranger, L4-2.3L
- 04-08 Ford, Ranger, V6-3.0L
- 04-11 Ford, Ranger, V6-4.0L



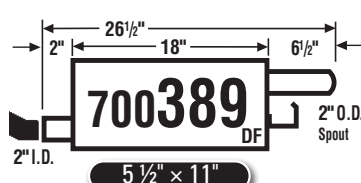
- 06-11 Impala, 3.5L (Rear)
- 06-07 Monte Carlo, 3.5L (Rear)



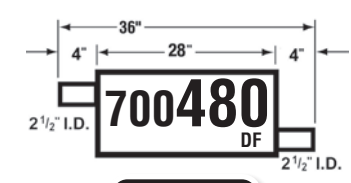
- 05-07 Terraza
- 05-08 Uplander
- 02-05 Venture
- 02-04 Silhouette
- 02-08 Montana
- 05-07 Relay



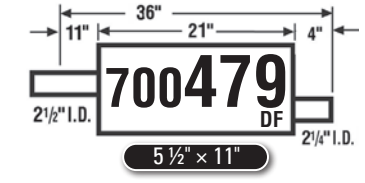
- 96-07 Town & Country, Caravan, Voyager, Grand Caravan, Grand Voyager



- 03-13 Corolla, 4-Dr. Sedan



- 05-11 Dodge, Dakota, V6-3.7L
- 05-11 Dodge, Dakota, V8-4.7L



- 07-11 Dodge, Nitro, V6-3.7L
- 08-12 Jeep, Liberty, V6-3.7L

\*Challenge PN: 2564




## ALL-WELDED PERFORMANCE MUFFLERS

### CHEVROLET/GMC MUFFLERS

1500, 2500, 3500 HeavyDuty 6.0 & 8.1 Litre Gas Engines

#### SINGLE OUTLET PERFORMANCE OPTION (8 1/2" x 11 3/4")



INLET




OUTLET

P/N	SHELL	OAL	INLET	OUTLET
X503	24 1/2"	29"	3" ID Duals	3" ID

- Use with Xlerator Mandrel Bent Tailpipe X6007 or MaxFit Tailpipe 126584
- Performance Sound on Single Outlet 3" Tailpipe

#### DUAL OUTLET PERFORMANCE OPTION (8 1/2" x 11 3/4")



INLET



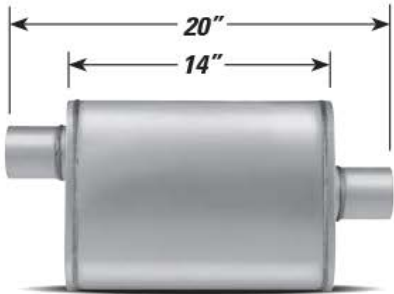
OUTLET

P/N	SHELL	OAL	INLET	OUTLET
X504	24 1/2"	30 1/2"	3" ID Duals	2 1/2" ID Duals

- Full Performance Sound when used with Xlerator Mandrel Bent Tailpipe No.'s X6013 (LS) and X6014 (RS) or Use MaxFit Tailpipes 127670 (LS) and 127671 (RS)


# Stainless Steel XLERATOR Series

**OFFSET/CENTER (4" x 9")**



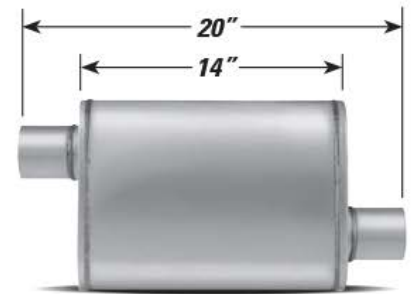
Part #	Inlet	Outlet
XS1224	2"	2"
XS1225	2-1/4"	2-1/4"
XS1226	2-1/2"	2-1/2"
XS1229	3"	3"

**OFFSET/CENTER (4" x 9")**




Part #	Inlet	Outlet
XS1255	2-1/4"	2-1/4"
XS1256	2-1/2"	2-1/2"
XS1259	3"	3"

**OFFSET/OFFSET (4" x 9")**




Part #	Inlet	Outlet
XS1235	2-1/4"	2-1/4"
XS1236	2-1/2"	2-1/2"

**OFFSET/OFFSET (4" x 9")**



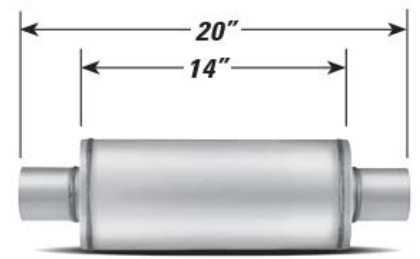
Part #	Inlet	Outlet
XS1266	2-1/2"	2-1/2"

**CENTER/OFFSET (5" x 11")**




Part #	Inlet	Outlet
XS2589	3"	3"

**CENTER/CENTER (4" Round)**



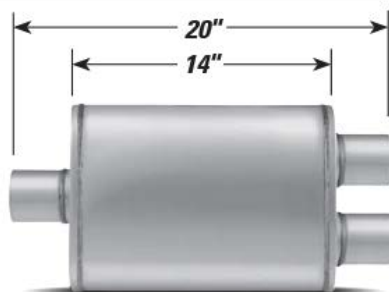
Part #	Inlet	Outlet
XS0445	2-1/4"	2-1/4"
XS0416	2-1/2"	2-1/2"
XS0433	3"	3"

**CENTER/DUALS (4" x 9")**




Part #	Inlet	Outlet
XS2288	3"	2-1/2"

**CENTER/DUALS (4" x 9")**




Part #	Inlet	Outlet
XS2158	2-1/2"	2-1/2"
XS2198	3"	2-1/2"

**CENTER/CENTER (7" Round)**



Part #	Inlet	Outlet
XS2772	4"	4"
XS2774	5"	5"


## Aluminized VX Series



4 1/4" x 9 1/4"

**OFFSET/CENTRE**


Part #	IN / OUT
VX2441	2 1/4" / 2 1/4"
VX2541	2 1/2" / 2 1/2"
VX3041	3" / 3"



4 1/4" x 9 1/4"

**OFFSET/OFFSET**


Part #	IN / OUT
VX2443	2 1/4" / 2 1/4"
VX2543	2 1/2" / 2 1/2"
VX3043	3" / 3"



4 1/4" x 9 1/4"

**CENTRE/OFFSET**

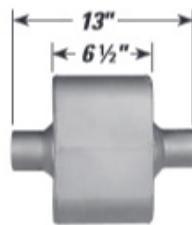
Part #	IN / OUT
VX2442	2 1/4" / 2 1/4"
VX2542	2 1/2" / 2 1/2"
VX3042	3" / 3"



4 1/4" x 9 1/4"

**CENTRE/DUAL**


Part #	IN / OUT
VX5400	2 1/2" / 2 1/2"
VX0402	3" / 2 1/2"



4 1/4" x 9 1/4"

**CENTRE/CENTRE**

Part #	IN / OUT
VR7426	2 1/2" / 2 1/2"



4 1/4" x 9 1/4"

**DUALS/DUALS**


Part #	IN / OUT
VX4554	2 1/4" / 2 1/4"

## BIG MAX Performance Turbo Aluminized



**OFFSET/OFFSET**

Part #	IN / OUT
6497	2" / 2"
6498	2 1/4" / 2 1/4"



**OFFSET/CENTRE**

Part #	IN / OUT
6496	2" / 2"
6534	2 1/4" / 2 1/4"
6494*	2 1/2" / 2 1/2"

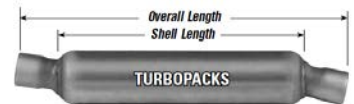
## Enforcer Glass Packs

- Aluminized Heavy Duty, 15 Gauge, 3", 3 1/2" and 4" Diameter Shells
- Spiral Louvered Inner Core Produces a Deep, Mellow Tone
- Decreases back pressure and Increases Performance
- AKDQ Necks Allow For Easy Expansion



Part #	Case	Length	Core	OAL	Neck	Config.
301211S	3"	12"	1 3/4"	18"	1 3/4"	Straight
301811S	3 1/2"	18"	1 3/4"	24"	1 3/4"	Straight
351200S	3 1/2"	12"	2"	12"	--	Blank
3512112S	3 1/2"	12"	2 1/4"	18"	2 1/4"	Straight
3512002S	3 1/4"	12"	2 1/4"	12"	--	Blank
351611S	3 1/2"	16"	2"	22"	2"	Straight
351811S	3 1/2"	18"	2"	24"	2"	Straight
3518112S	3 1/2"	18"	2 1/4"	24"	2 1/4"	Straight
35181135S	3 1/2"	18"	2 1/4"	24"	2 1/4"	Straight
35261132S	3 1/2"	26"	2 1/4"	32"	2 1/4"	Straight
40121135S	4"	12"	2 1/2"	18"	2 1/2"	Straight
401811S	4"	18"	2 1/4"	24"	2 1/4"	Straight
40181135S	4"	18"	2 1/2"	24"	1 1/2"	Straight
402211S	4"	22"	2 1/4"	28"	2"	Straight

## Enforcer Turbo Packs



Part #	Case	Length	Core	OAL	Neck	Config.
421211S	4"	12"	1 3/4" (2)	18"	2"	Straight
4212112S	4"	12"	1 3/4" (2)	18"	2 1/4"	Straight
4215112S	3/4"	12"	1 3/4" (2)	18"	2"	Straight
421511S	4"	15"	1 3/4" (2)	22"	2"	Straight
421811S	4"	18"	1 3/4" (2)	25"	2"	Straight
4218112S	4"	18"	1 3/4" (2)	25"	2 1/4"	Straight

## Y & X Pipes



Part #	Inlet	Outlet	Length
AY200	2"	2"	12 1/2"
AY225	2 1/4"	2 1/4"	12 1/2"
AYS250	2 1/2"	2 1/2"	10"
AY250	2 1/2"	2 1/2"	13"
AY300	3"	2 1/2"	13"
AXS250	2 1/2"	2 1/2"	12"

## Stainless Y Pipes

Part #	Inlet	Outlet
SYS200	2"	2"
SYS214	2 1/4"	2 1/4"
SYS212	2 1/2"	2 1/2"
SYS3300	3"	3"






# EXTREME SPECIFICATIONS



- Short body size with unique wing plate design
- 100% welded construction
- Custom tuned flow design
- Cherry Bomb Red powder coat
- Recommended for aggressive sound

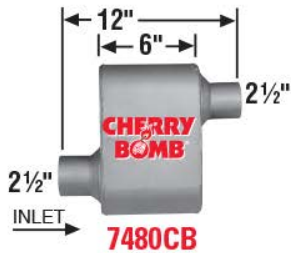


**EXTREME**

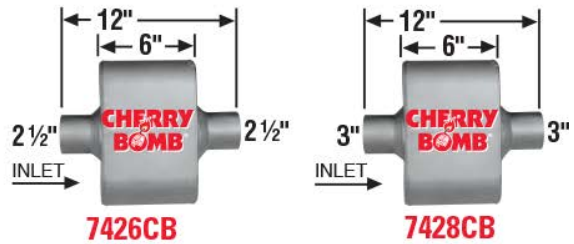


**4" x 9<sup>3</sup>/<sub>4</sub>" OVAL 6" BODY 12" OVERALL**

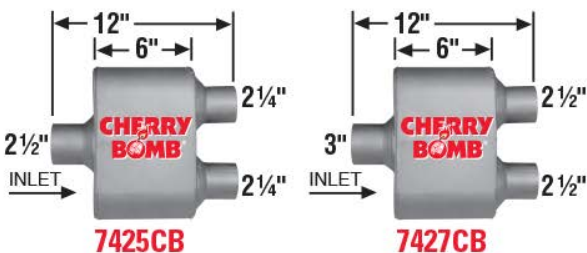
### OFFSET/OFFSET




### CENTER/CENTER



### CENTER/DUAL



### DUAL/DUAL



# TURBO SPECIFICATIONS



**4 1/4" x 8 3/4" OVAL**

## OFFSET/CENTER



**16821CB**



**16822CB**



**16823CB**

## OFFSET/OFFSET



**16824CB**




**16826CB**

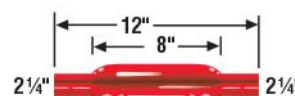
# GLASSPACK SPECIFICATIONS



**87520CB**



**87507CB**




**87521CB**



**87510CB**




**87522CB**



**87529CB**



**87516CB**

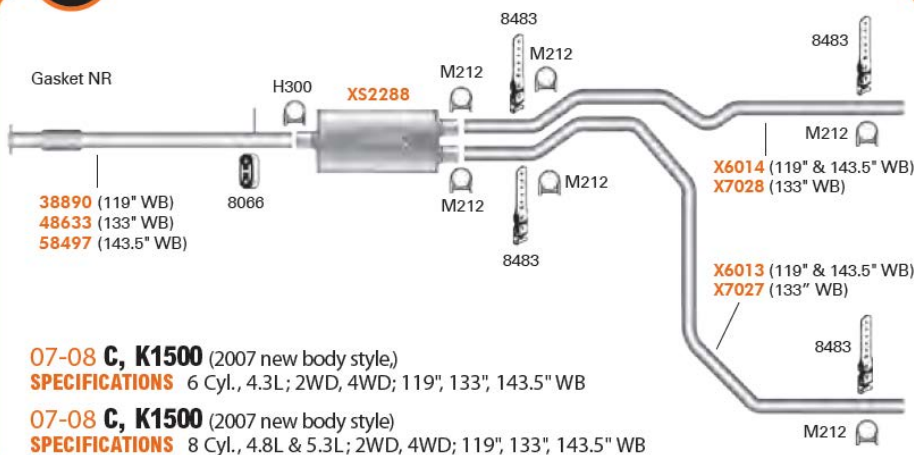


**87524CB**



**87517CB**

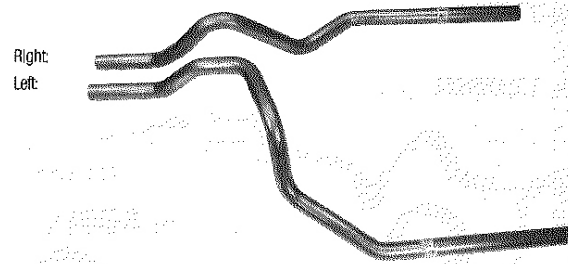
## 2 1/2" CHEVROLET/GMC MANDREL SYSTEM (112XP)



**07-08 C, K1500** (2007 new body style)  
**SPECIFICATIONS** 6 Cyl., 4.3L; 2WD, 4WD; 119", 133", 143.5" WB

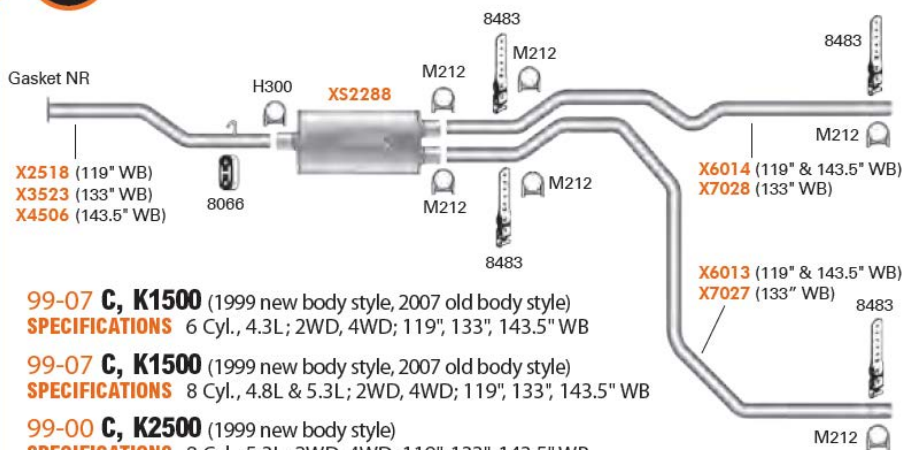
**07-08 C, K1500** (2007 new body style)  
**SPECIFICATIONS** 8 Cyl., 4.8L & 5.3L; 2WD, 4WD; 119", 133", 143.5" WB

## MANDREL RH: X6020 (2 1/2") LH: X7044 (2 1/2")



**09-13** CHEV/GMC Silverado/Sierra 1500 4.3L, 4.8L, 5.3L, Dual Conversion

## 2 1/2" CHEVROLET/GMC MANDREL SYSTEM (14XP)



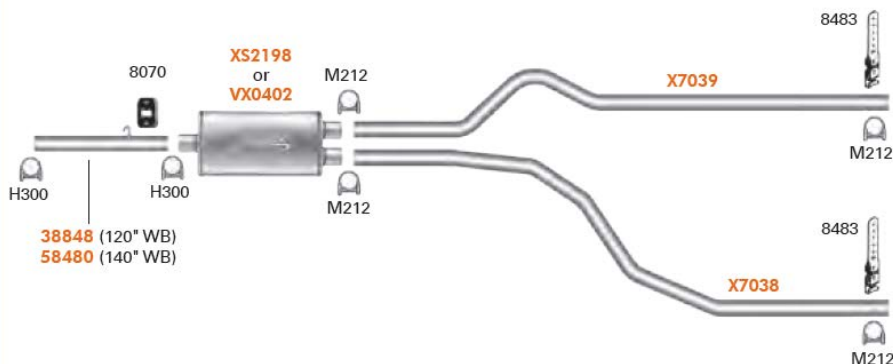
**99-07 C, K1500** (1999 new body style, 2007 old body style)  
**SPECIFICATIONS** 6 Cyl., 4.3L; 2WD, 4WD; 119", 133", 143.5" WB

**99-07 C, K1500** (1999 new body style, 2007 old body style)  
**SPECIFICATIONS** 8 Cyl., 4.8L & 5.3L; 2WD, 4WD; 119", 133", 143.5" WB

**99-00 C, K2500** (1999 new body style)  
**SPECIFICATIONS** 8 Cyl., 5.3L; 2WD, 4WD; 119", 133", 143.5" WB



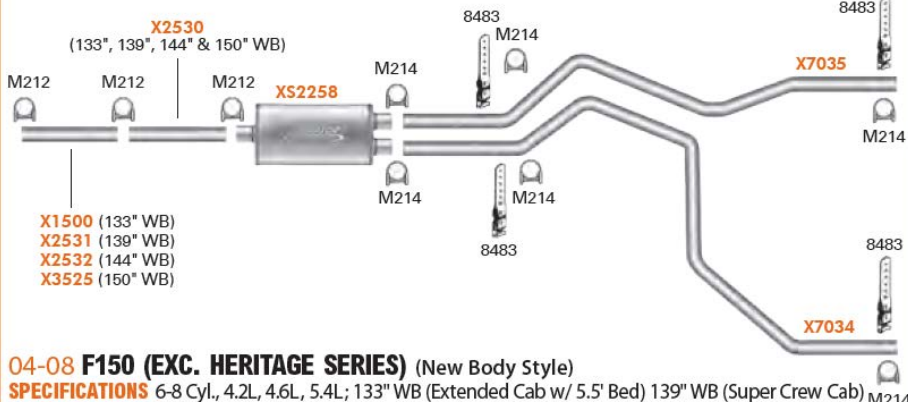
## 2 1/2" DODGE MANDREL SYSTEM (98XP)



**06-08 RAM 1500**  
**SPECIFICATIONS** 6-8 Cyl., 3.7L, 4.7L, 5.7L; 2WD, 4WD; 120", 140" WB



**2 1/4" FORD MANDREL SYSTEM (85XP)**

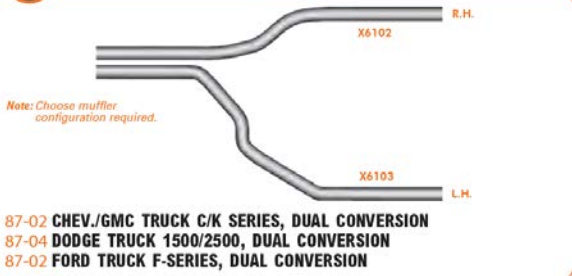


**04-08 F150 (EXC. HERITAGE SERIES) (New Body Style)**  
**SPECIFICATIONS** 6-8 Cyl., 4.2L, 4.6L, 5.4L; 133" WB (Extended Cab w/ 5.5' Bed) 139" WB (Super Crew Cab) 144" WB (Extended Cab w/ 6.5' Bed), 144" WB (Regular Cab w/ Long Bed) 150" WB (Super Crew Cab w/ 6.5' Bed)



**Universal**

**2 1/4" UNIVERSAL MANDREL PIPES (81XP)**



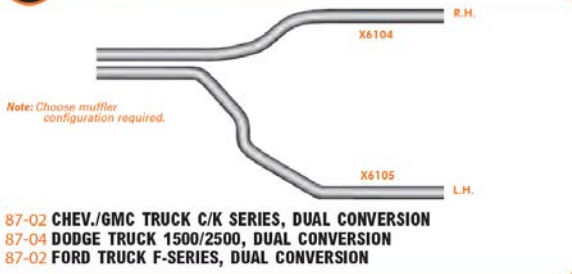
87-02 CHEV./GMC TRUCK C/K SERIES, DUAL CONVERSION  
 87-04 DODGE TRUCK 1500/2500, DUAL CONVERSION  
 87-02 FORD TRUCK F-SERIES, DUAL CONVERSION



**MANDREL 54997 (4")**

94-02 DODGE Ram 2500/3500 6 Cyl; 5.9L Cummins Turbo Diesel; ALL W.B.

**2 1/2" UNIVERSAL MANDREL PIPES (82XP)**



87-02 CHEV./GMC TRUCK C/K SERIES, DUAL CONVERSION  
 87-04 DODGE TRUCK 1500/2500, DUAL CONVERSION  
 87-02 FORD TRUCK F-SERIES, DUAL CONVERSION




**MANDREL X6007 (3")**

**XSX6007 (3")**  
Stainless Steel

88-01 DODGE Full Size, Light-Duty Trucks, 8 Cyl.

Pipe Also Fits Chev./GMC, & Ford Full-Sized Light-Duty Trucks

**2 1/2" UNIVERSAL MANDREL PIPES (83XP)**



07-11 CHEV  
 07-11 FORD  
 07-00 DODGE



**MANDREL 54994 (4")**

99-03 FORD F250/F350 Super Duty, 7.3L Diesel Engine, OAL 61"



## Bolt-on / Clamp-on Tips



ST1254S



ST1253S



ST1256S

Part #	Inlet	Overall Size
ST1253S	2-1/4" ID	5-1/2" x 3"
ST1254S	2-1/2" ID	7" x 3-1/2"
ST1256S	2-1/2" ID	10" x 3"

## Specialty Tips




3



4



5



6

Part #	Inlet	Overall Size	Type
XSDW3002	2" ID	6-1/4" x 3"	3
XSRPT3507	2-1/4" ID	7" x 3-1/2"	4
XSOR512	2-1/2" ID	5-1/4" x 3-1/4" OAL 7-1/2"	5
XSRS600	2-1/4" ID	6" Oval - OAL 9"	6

## Pencil Tips



Part #	Inlet	Overall Size
XSRPT212	2-1/2 ID	9" x 2-3/4"

## Angle Cut Tips



Part #	Inlet	Overall Size
XSAC214	2-1/4" ID	9" x 2-1/2"
XSAC212	2-1/2" ID	9" x 2-3/4"
XSAC312214	2-1/4" ID	12" x 3"
XSAC318212	2-1/2" ID	18" x 3"
XSAC31212	2-1/4" ID	12" x 3-1/2"
XSAC31218	2-1/4" ID	18" x 3-1/2"
XSAC31218212	2-1/2" ID	18" x 3-1/2"
XSAC412	2-1/2" ID	12" x 4"
XSAC418	2-1/2" ID	18" x 4"

## Inside Roll Angle Cut Tips



Part #	Inlet	Overall Size
XSRAC31212	2-1/4" ID	12" x 3-1/2"
XSRAC31218	2-1/4" ID	18" x 3-1/2"
XSRAC31222	2-1/2" ID	22" x 3-1/2"
XSRAC418	2-1/2" ID	18" x 4"
XSBAC50124	4" Bolt on	12" x 5"



45° Slash Cut Angle Tip With Neck



Part #	Inlet	Outlet	Length
TK3518S25	2½"	3½"	18"

45° Angle Cut Tip



Part #	Inlet	Overall Size
XSAC214	2¼"	9" x 2½"
XSAC212	2½"	9" x 2¾"
XSAC318212	2½"	18" x 3"
XSAC412	2½"	12" x 4"
XSAC418	2½"	18" x 4"

20° Angle Round Tip With Neck



Part #	Inlet	Outlet	Length
TK3512SR	2¼"	3½"	12"
TK3512SR25	2½"	3½"	12"
TK3518SR25	2½"	3½"	18"
TK4018SR25	2½"	4"	18"

Inside Roll Angle Cut Tip



Part #	Inlet	Overall Size
XSRAC418	2½"	18" x 4"

Impala Tip (Bolt on)



Part #	Inlet	Size
ST1253S	2¼"	5½" x 3"

Toyota/Lexus Tip



w/ Mounting Saddle for 2" Pipe

Part #	Length	Outlet
9850	5 <sup>1</sup> / <sub>16</sub> "	2¾" x 3 <sup>7</sup> / <sub>16</sub> "

Turn Down Tips



Part #	Inlet	Size
XSTD300	3"	16" x 3"

Hyundai Tip



Santa Fe Sport

Part #	Inlet	Size
ST1271S	2 <sup>3</sup> / <sub>10</sub> "	3¾" x 3"



Angled Outlet



Part #	Inlet	Outlet	Length
T006-06	2¼"	3½"	18"
T006-13	2½"	3½"	18"

Rolled Edge/  
Angled



Part #	Inlet	Outlet	Length
T012-13	2½"	3½"	18"

Double  
Layered



Bevelled . Angled Outlet

Part #	Inlet	Outlet	Length
T027-02	2¼"	4.0"	4½"
T027-03	2¼"	4.0"	7"
T027-11	2½"	4.0"	18"

Dual Round



Inner Bevel Double Layer Angled

Part #	Inlet	Outlet	Length
T601-1L5	2"	2 x 3"	5½"

Dual Rolled  
Edge



Inner Bevel Staggered Angled

Part #	Inlet	Outlet	Length
T317 (L)	2¼"	2 x 3"	12"
T318 (R)	2¼"	2 x 3"	12"

Dual Round  
Rolled



Part #	Inlet	Outlet	Length
T101-01	2¼"	2 x 3"	9½"



Trapezium Rolled



Part #	Inlet	Outlet	Length
T093	2½"	6" x 2¾"	9¾"

Inner Bevel



Rolled Edge Angled Outlet

Part #	Inlet	Outlet	Length
T087-02	2¼"	3½"	7"

Resonated



Rolled Edge Angled Outlet

Part #	Inlet	Outlet	Length
T032-02	2¼"	3"	7"

Rectangle



Rolled Edge Angled Outlet

Part #	Inlet	Outlet	Length
T047-02	2½"	7¾" x 2"	10"

Dual Rolled Edge



Part #	Inlet	Outlet	Length
T076-02	2¼"	6" x 3"	9¼"

**Wicked Flow**  
Performance Exhaust



Part #	Inlet	Outlet	Length
WF-243505BLK	2¼"	3½"	5"
WF-253505BLK	2½"	3½"	5"





Part #	Pipe Diameter	Degree of Bend
SS21445	2-1/4"	45
SS21490	2-1/4"	90
SS214180	2-1/4"	180
SS21245	2-1/2"	45
SS21290	2-1/2"	90
SS212180	2-1/2"	180
SS30045	3"	45
SS30090	3"	90
SS300180	3"	180



EMISSIONS TECHNOLOGIES

Whether you're driving a tractor, a truck with stacks, or some type of heavy equipment, a downpour of water into the engine exhaust manifold is not good. AP Exhaust pipe rain caps keep your stacks covered, except when fumes are escaping. These steel caps are available with silver powder coated finish. Install yours today!



Part #	Pipe Diameter	<b>All Pipe Rain Caps are made with steel and available with a silver powder coating.</b>
9371	2"	
9370	2.25"	
9372	2.5"	
9373	3"	
9374	3.5"	
9375	4"	

**\*DON'T SEE THE SIZE YOUR LOOKING FOR?** We can special order the right size for you! Contact your sales rep for details.

Pipe Rain Caps



**Blueshield Soild Wire**

Part#	Description
BLU-38977823	.023 & 11 lb
BLU-38977830	.030 & 11 lb
BLU-38978335	.035 & 2 lb
BLU-38977835	.035 & 11 lb



**Chop Saw Blades**

501146	14" x 3/32" x 1" - 5200 rpm
501143	12" x 3/32" x 1" - 6300 rpm

**Cut Off Wheels**

501011	3" x 1/32" x 3/8" General Purpose
501012	3" x 1/16" x 3/8" General Purpose
501061	3" x 1/32" x 3/8" A60 POWERPLUS II
501062	3" x 1/16" x 3/8" A60 POWERPLUS II
501571	4 1/2" x 3/64" x 7/8" A60 POWERPLUS TZ



**8276**  
J-B Weld  
KwikWeld  
(2oz)



**8265S**  
J-B Weld  
Compound  
(2oz)



**T27**  
Muffler Cement  
(16 oz)

**Paint Markers**

Part No.	Description	Part No.	Description
70818	White	70821	Blue
70819	Black	70822	Yellow
70820	Red		



**A1077661**  
Oxy-Acetylene Medium Duty  
Kit. Compatible with ALbee™  
Tanks without Regulators



**55311**  
Braiding Goggles,  
50mm, Stationary,  
Shade #5



**48504**  
Fluxed Brazing Rod  
1/8" x 36" (4lbs)



**48495**  
3/32" x 36" (5lbs)



**39749**  
12 Pc. Reciprocating Saw Blade  
Assortment  
4 pc 6" x 18 TPI Cobalt  
2 pc 9" x 14 TPI Cobalt  
2 pc 6" x 10 TPI Demo.  
2 pc 9" x 10 TPI Demo.  
2 pc 6" x 14 TPI Fire &  
Rescue blades



Sawzall Blades 8", 10  
package  
**SAWSALL188-010**

Sawzall Blades 6", 10  
package  
**SAWSALL18-010**



**86145**  
Oxygen/Acetylene  
Hose (25ft. x 1/4")



### Albee Gas Cylinder Exchange Program

Purchase an Albee™ cylinder from APC. When it is empty, simply exchange it for a full one.


Type	Part Number
Acetylene	A0464187
Oxygen	A0464188
Welding	A0464189
Nitrogen	A0464186
Argon	A0464190



**87093**  
Oxy-Acetylene Torch Handle



**60448**  
Cutting Tip, Medium Duty



**87823**  
#1 Welding Tip



**87092**  
Oxy-Acetylene Cutting Attachment



Easy Weld 20P Plasma Cutter  
**251**



3 Level Portable Welder Cart  
**332**

140 Flux Cored MIG Welder,  
140A-120V, std wire and flux core  
**309**







See More at [www.Forneyind.com](http://www.Forneyind.com)



190 Flux Cored MIG Welder,  
190A-230V, std wire and flux core  
**318**

# Check out other APC Catalogues

## Over 10 Specialty Catalogues Available



## Muffler Shop

### Parts & Equipment

\*Product images may not be exact to actual product  
Last Updated: April 2025



*Auto Parts Centres*

**With over 65 Locations – We have  
an APC Store Near You**

[www.AutoPartsCentres.com/locations](http://www.AutoPartsCentres.com/locations)

Auto Parts Centres @apcautoparts

[www.AutoPartsCentres.com](http://www.AutoPartsCentres.com)

