



Auto Parts Centres



VERSION 9

TIRE & WHEEL

WHEELS, SENSORS, TOOLS, CHEMICALS & MORE





CONTENTS

Tire & Wheel

Winter Wheels - Multi-Application	3
Winter Wheels - Direct Fit.....	4
Winter Wheels - Light & Medium Duty Trucks	22
TPMS EZ Sensors	23
TPMS Service Tools.....	24
TPMS Sensors Direct Fit	30
TPMS Service Packs.....	31
Snap-In Valve Stems	32
Tire Service Chemicals.....	34
Tire Sealant.....	36
Tire Repair	37
Wheel Nuts	39
Wheel Studs/Bolts	40
Wheel Weights	41
Hub Cleaning Abrasives	43
Tools.....	44
Tire Mounting Tools.....	46
Impacts and Torques	49
Impact Sockets.....	50
Work Lights.....	51
Jacks and Stands	52
Air Hoses	53
Fittings.....	54
Wiper Blades	56
Tire Machines	57
Wheel Balancers	58
Tire Change Accessories	60
Lift pads	61
Compressors	62

Images in book may not represent actual product

Winter Wheels

Multi-Application – Top Movers



17x7 5x114.3
71.5 CB +40
X99715B



17x7 5x114.3
67.1 CB +50
X47567



18 x 7.5 5 x
108.3
63.4 CB +42
X48518



17x7 5x114.3
64.1 C +40
X47564



16x6.5 5x114.3
67.1 CB +40
X99154N



16x6.5 5x114.3
64.1 CB +40
X99144N



16 x 6.5 5 x
114.3
71.5 CB +40
X99182N



17x7 5x114.3
66.1 CB +45
X47561



17x7 5x127
71.5 CB +40
X47527



18x7 5x114.3
71.5 CB +40
X48827



17x7 5x114.3
60.1 C +40
X99139N



17x7 5x110
65.1 CB +40
X47510



17x7 5x108
63.4 CB +40
X47508



16x6.5 5x105
56.6 CB +39
X46656



17 x 6.5 5 x 115
70.3 CB +40
X47215



15x6 5x100
54.1 CB +40
X45921

Hub Caps Set of 4

Silver & Black



Part No.	Description
80-1414	Silver & Black 14"
80-1415	Silver & Black 15"
80-1416	Silver & Black 16"
80-1417	Silver & Black 17"

Gunmetal



Part No.	Description
18815GM	Gunmetal 15"
18816GM	Gunmetal 16"
18817GM	Gunmetal 17"
18818GM	Gunmetal 18"

Silver



Part No.	Description
18814P-D	Silver 14"
18815P-D	Silver 15"
18816P-D	Silver 16"
18817P-D	Silver 17"
18818P	Silver 18"

Winter Wheels

Direct Fit- Top Movers



Year	Make & Model	Size	Bolt Pattern	Offset	Bore	Part #	Colour	Fit
ACURA								
2006-2011	CSX	15 x 6.5	5-114.3	+40	71.5	X99126N	Black	Universal
2006-2011	CSX	16 x 6.5	5-114.3	+38	71.5	X99128N	Black	Universal
2006-2011	CSX	17 x 7	5-114.3	+40	64.1	X47564	Black	Hubcentric
2013-2015	ILX	15 x 6.5	5-114.3	+40	71.5	X99126N	Black	Universal
2013-2015	ILX	16 x 6.5	5-114.3	+38	71.5	X99128N	Black	Universal
2013-2022	ILX	17 x 7	5-114.3	+40	64.1	X47564	Black	Hubcentric
2017-2022	ILX	18 x 7	5-114.3	+40	71.5	X48827	Black	Universal
2023-2024	Integra	17 x 7	5-114.3	+40	64.1	X47564	Black	Hubcentric
2023-2024	Integra	18 x 7	5-114.3	+40	71.5	X48827	Black	Universal
2007-2012	RDX	16 x 6.5	5-114.3	+38	71.5	X99128N	Black	Universal
2007-2023	RDX	17 x 7	5-114.3	+40	64.1	X47564	Black	Hubcentric
2007-2023	RDX	18 x 7	5-114.3	+40	71.5	X48827	Black	Universal
2004-2014	TSX	16 x 6.5	5-114.3	+38	71.5	X99128N	Black	Universal
2004-2014	TSX	17 x 7	5-114.3	+40	64.1	X47564	Black	Hubcentric
2015-2020	TLX	18 x 7	5-114.3	+40	71.5	X48827	Black	Universal
BUICK								
2005-2010	Allure	16 x 6.5	5-114.3	+38	71.5	X99128N	Black	Universal
2013-2022	Encore	16 x 6.5	5-105	+39	56.6	X46656	Grey	Hubcentric
2020-2023	Encore GX	16 x 6.5	5-105	+39	56.6	X46656	Grey	Hubcentric
2020-2023	Encore GX	17 x 7	5-114.3	+40	71.5	X99715N	Black	Universal
2020-2024	Encore GX	18 x 7	5-114.3	+40	71.5	X48827	Black	Universal
2006-2011	Lucerne	16 x 6.5	5-114.3	+38	71.5	X99128N	Black	Universal
2012-2017	Verano	16 x 6.5	5-114.3	+38	71.5	X99128N	Black	Universal

Winter Wheels

Direct Fit- Top Movers



Year	Make & Model	Size	Bolt Pattern	Offset	Bore	Part #	Colour	Fit
CHEVROLET								
2022-2024	Bolt EUV	16 x 6.5	5-105	+39	56.6	X46656	Grey	Hubcentric
2017-2024	Bolt EV	16 x 6.5	5-105	+39	56.6	X46656	Grey	Hubcentric
2015-2018	City Express	15 x 6.5	5-114.3	+40	71.5	X99126N	Black	Universal
2011-2019	Cruze	16 x 6.5	5-105	+39	56.6	X46656	Grey	Hubcentric
2014-2015	Cruze	16 x 6.5	5-114.3	+38	71.5	X99128N	Black	Universal
2005-2023	Equinox	16 x 6.5	5-114.3	+38	71.5	X99128N	Black	Universal
2018-2023	Equinox	17 x 7	5-114.3	+40	71.5	X99715N	Black	Universal
2002-2014	Express	18 x 8	6-139.7	+25	78.1	X48655	Black	Hubcentric
2000-2016	Impala	16 x 6.5	5-114.3	+38	71.5	X99128N	Black	Universal
200-2013	Impala	17 x 7	5-114.3	+40	71.5	X99715N	Black	Universal
2016-2023	Malibu	16 x 6.5	5-114.3	+38	71.5	X99128N	Black	Universal
2016-2023	Malibu	17 x 7	5-114.3	+40	71.5	X99715N	Black	Universal
2016-2024	Malibu	18 x 7	5-114.3	+40	71.5	X48827	Black	Universal
2012-2014	Orlando	16 x 6.5	5-114.3	+38	71.5	X99128N	Black	Universal
1999-2024	Silverado 1500	18 x 8	6-139.7	+25	78.1	X48655	Black	Hubcentric
2012-2020	Sonic	16 x 6.5	5-105	+39	56.6	X46656	Grey	Hubcentric
2013-2022	Spark	14 x 5.5	4-100	+45	57.1	X99148N	Black	Universal
2014-2016	Spark EV	14 x 5.5	4-100	+45	57.1	X99148N	Black	Universal
2014-2016	Spark EV	15 x 6	4-100	+45	57.1	X99123N	Black	Universal
2021-2023	Trailblazer	17 x 7	5-114.3	+40	71.5	X99715N	Black	Universal
2021-2024	Trailblazer	18 x 7	5-114.3	+40	71.5	X48827	Black	Universal
2013-2022	Trax	16 x 6.5	5-105	+39	56.6	X46656	Grey	Hubcentric
2011-2015	Volt	16 x 6.5	5-114.3	+38	71.5	X99128N	Black	Universal
2016-2019	Volt	16 x 6.5	5-105	+39	56.6	X46656	Grey	Hubcentric
CHRYSLER								
2011-2014	200	16 x 6.5	5-114.3	+40	67.1	X99154N	Black	Hubcentric
2011-2014	200	16 x 6.5	5-114.3	+38	71.5	X99128N	Black	Universal
2011-2014	200	17 x 7	5-114.3	+50	67.1	X47567	Black	Hubcentric
2011-2014	200	18 x 7	5-114.3	+40	67.1	X48567	Black	Hubcentric
2011-2014	200	18 x 7	5-114.3	+40	71.5	X48827	Black	Universal
2015-2017	200	17 x 7	5-110	+40	65.1	X47510	Black	Hubcentric

*Direct Fit Winter Wheels Special Order. Prepaid Minimum: \$100

Winter Wheels

Direct Fit – Top Movers



Year	Make & Model	Size	Bolt Pattern	Offset	Bore	Part #	Colour	Fit
2005-2023	300	18 x 7	5-114.3	+40	71.5	X48827	Black	Hubcentric
2021-2024	Grand Caravan	17 x 7	5-127	+40	71.5	X47527	Black	Hubcentric
2017-2024	Pacifica	17 x 7	5-127	+40	71.5	X47527	Black	Hubcentric
1995-2010	Sebring	16 x 6.5	5-114.3	+40	67.1	X99154N	Black	Hubcentric
1995-2010	Sebring	16 x 6.5	5-114.3	+38	71.5	X99128N	Black	Universal
2007-2010	Sebring	17 x 7	5-114.3	+50	67.1	X47567	Black	Hubcentric
2007-2010	Sebring	18 x 7	5-114.3	+40	71.5	X48827	Black	Universal
1990-2007	Town & Country	16 x 6.5	5-114.3	+38	71.5	X99128N	Black	Universal
2020-2022	Voyager	17 x 7	5-127	+40	71.5	X47527	Black	Hubcentric
DODGE								
1995-2014	Avenger	16 x 6.5	5-114.3	+40	67.1	X99154N	Black	Hubcentric
1995-2014	Avenger	16 x 6.5	5-114.3	+38	71.5	X99128N	Black	Universal
2008-2014	Avenger	17 x 7	5-114.3	+50	67.1	X47567	Black	Hubcentric
2008-2014	Avenger	18 x 7	5-114.3	+40	67.1	X48567	Black	Hubcentric
2008-2014	Avenger	18 x 7	5-114.3	+40	71.5	X48827	Black	Universal
2007-2012	Caliber	16 x 6.5	5-114.3	+40	67.1	X99154N	Black	Hubcentric
2007-2012	Caliber	15 x 6.5	5-114.3	+40	71.5	X99126N	Black	Universal
2007-2012	Caliber	16 x 6.5	5-114.3	+38	71.5	X99128N	Black	Universal
2007-2012	Caliber	17 x 7	5-114.3	+50	67.1	X47567	Black	Hubcentric
2007-2012	Caliber	18 x 7	5-114.3	+40	67.1	X48567	Black	Hubcentric
2007-2012	Caliber	18 x 7	5-114.3	+40	71.5	X48827	Black	Universal
2013-2016	Dart	17 x 7	5-110	+40	65.1	X47510	Black	Hubcentric
2011-2023	Durango	17 x 7	5-127	+40	71.5	X47527	Black	Hubcentric
2008-2020	Grand Caravan	17 x 7	5-127	+40	71.5	X47527	Black	Hubcentric
2012-2020	Journey	16 x 6.5	5-114.3	+38	71.5	X99128N	Black	Universal
2007-2011	Nitro	16 x 6.5	5-114.3	+38	71.5	X99128N	Black	Hubcentric
2006-2008	Ram 1500	17 x 7.5	8-165.1	+40	121.3	A2185	Black	Hubcentric
2002-2010	Ram 2500/3500	17 x 7.5	8-165.1	+40	121.3	A2185	Black	Hubcentric
FIAT								
2016-2023	500X	17 x 7	5-110	+40	65.1	X47510	Black	Hubcentric
FORD								
2021-2023	Bronco Sport	17 x 7	5-108	+40	63.4	X47508	Black	Hubcentric
2021-2023	Bronco Sport	18 x 7.5	5-108	+42	63.4	X48518	Black	Hubcentric

Winter Wheels

Direct Fit – Top Movers



Year	Make & Model	Size	Bolt Pattern	Offset	Bore	Part #	Colour	Fit
2003-2011	Crown Victoria	16 x 6.5	5-114.3	+38	71.5	X99128N	Black	Universal
2007-2024	Edge	17 x7	5-108	+40	63.4	X47508	Black	Hubcentric
2007-2023	Edge	18 x 7.5	5-108	+42	63.4	X48518	Black	Hubcentric
2007-2014	Edge	18 x 7	5-114.3	+40	71.5	X48827	Black	Universal
2001-2012	Escape	16 x 6.5	5-114.3	+40	67.1	X99154N	Black	Hubcentric
2001-2012	Escape	16 x 6.5	5-114.3	+38	71.5	X99128N	Black	Universal
2001-2012	Escape	17 x 7	5-114.3	+50	67.1	X47567	Black	Hubcentric
2001-2012	Escape	18 x 7.5	5-108	+42	63.4	X48518	Black	Hubcentric
2001-2023	Escape	17 x7	5-108	+40	63.4	X47508	Black	Hubcentric
2008-2012	Escape	18 x 7	5-114.3	+40	71.5	X48827	Black	Universal
2003-2024	Expedition	17 x 7.5	6-135	+42	87.1	X47756	Black	Hubcentric
2003-2024	Expedition	18 x 7.5	6-135	+42	87.1	X45515	Black	Hubcentric
2002-2023	Explorer	18 x 7	5-114.3	+40	71.5	X48827	Black	Universal
2004-2023	F-150	17 x 7.5	6-135	+42	87.1	X47756	Black	Hubcentric
2016-2023	F-150	18 x 7.5	6-135	+42	87.1	X45515	Black	Hubcentric
2000-2018	Focus	17 x7	5-108	+40	63.4	X47508	Black	Hubcentric
2000-2018	Focus	18 x 7.5	5-108	+42	63.4	X48518	Black	Hubcentric
2006-2012	Fusion	16 x 6.5	5-114.3	+40	67.1	X99154N	Black	Hubcentric
2006-2012	Fusion	16 x 6.5	5-114.3	+38	71.5	X99128N	Black	Universal
2006-2012	Fusion	17 x 7	5-114.3	+50	67.1	X47567	Black	Hubcentric
2006-2020	Fusion	17 x7	5-108	+40	63.4	X47508	Black	Hubcentric
2006-2020	Fusion	18 x 7.5	5-108	+42	63.4	X48518	Black	Hubcentric
2005-2024	Mustang	18 x 7	5-114.3	+40	71.5	X48827	Black	Universal
2021-2023	Mustang Mach-E	17 x7	5-108	+40	63.4	X47508	Black	Hubcentric
2021-2023	Mustang Mach-E	18 x 7.5	5-108	+42	63.4	X48518	Black	Hubcentric
2008-2019	Taurus	18 x 7	5-114.3	+40	71.5	X48827	Black	Universal
2010-2023	Transit Connect	17 x7	5-108	+40	63.4	X47508	Black	Hubcentric
GENESIS								
2019-2023	G70	18 x 7	5-114.3	+40	67.1	X48567	Black	Hubcentric
2019-2023	G70	18 x 7	5-114.3	+40	71.5	X48827	Black	Universal
2021-2023	G80	18 x 7	5-114.3	+40	67.1	X48567	Black	Hubcentric

*Direct Fit Winter Wheels Special Order. Prepaid Minimum: \$100

Winter Wheels

Direct Fit – Top Movers



Year	Make & Model	Size	Bolt Pattern	Offset	Bore	Part #	Colour	Fit
GMC								
2002-2014	Savana 1500	18 x 8	6-139.7	+25	78.1	X48655	Black	Hubcentric
1999-2024	Sierra 1500	18 x 8	6-139.7	+25	78.1	X48655	Black	Hubcentric
2018-2023	Terrain	16 x 6.5	5-114.3	+38	71.5	X99128N	Black	Universal
2018-2023	Terrain	17 x 7	5-114.3	+40	71.5	X99715N	Black	Universal
HONDA								
1998-2022	Accord	16 x 6.5	5-114.3	+38	71.5	X99128N	Black	Universal
2003-2022	Accord	17 x 7	5-114.3	+40	71.5	X99715N	Black	Universal
2003-2022	Accord	18 x 7	5-114.3	+40	71.5	X48827	Black	Universal
2003-2024	Accord	17 x 7	5-114.3	+40	64.1	X47564	Black	Hubcentric
2004-2024	Civic	15 x 6.5	5-114.3	+40	71.5	X99126N	Black	Universal
2005-2023	Civic	16 x 6.5	5-114.3	+38	71.5	X99128N	Black	Universal
2005-2024	Civic	17 x 7	5-114.3	+40	64.1	X47564	Black	Hubcentric
2006-2023	Civic	17 x 7	5-114.3	+40	71.5	X99715N	Black	Universal
2006-2024	Civic	18 x 7	5-114.3	+40	71.5	X48827	Black	Universal
2017-2021	Clarity	17 x 7	5-114.3	+40	64.1	X47564	Black	Hubcentric
2018-2021	Clarity	18 x 7	5-114.3	+40	71.5	X48827	Black	Universal
2005-2016	CR-V	16 x 6.5	5-114.3	+38	71.5	X99128N	Black	Universal
2005-2024	CR-V	17 x 7	5-114.3	+40	64.1	X47564	Black	Hubcentric
2012-2023	CR-V	17 x 7	5-114.3	+40	71.5	X99715N	Black	Universal
2021-2024	CR-V	17 x 7	5-114.3	+45	66.1	X47561	Black	Universal
2021-2024	CR-V	18 x 7	5-114.3	+40	67.1	X48567	Black	Universal
2023-2024	CR-V	18 x 7	5-114.3	+40	71.5	X48827	Black	Universal
2011-2016	CR-Z	15 x 6.5	5-114.3	+40	71.5	X99126N	Black	Universal
2011-2016	CR-Z	16 x 6.5	5-114.3	+38	71.5	X99128N	Black	Universal
2011-2016	CR-Z	17 x 7	5-114.3	+40	64.1	X47564	Black	Hubcentric
2011-2016	CR-Z	17 x 7	5-114.3	+40	71.5	X99715N	Black	Universal
2007-2020	Fit	14 x 5.5	4-100	+45	57.1	X99148N	Black	Universal
2007-2020	Fit	15 x 6	4-100	+45	57.1	X99123N	Black	Universal
2016-2022	HR-V	16 x 6.5	5-114.3	+38	71.5	X99128N	Black	Universal
2016-2022	HR-V	17 x 7	5-114.3	+40	71.5	X99715N	Black	Universal
2016-2024	HR-V	17 x 7	5-114.3	+40	64.1	X47564	Black	Hubcentric
2023-2024	HR-V	17 x 7	5-114.3	+45	66.1	X47561	Black	Universal

Winter Wheels

Direct Fit – Top Movers



Year	Make & Model	Size	Bolt Pattern	Offset	Bore	Part #	Colour	Fit
2023-2024	HR-V	18 x 7	5-114.3	+40	67.1	X48567	Black	Universal
2023-2024	HR-V	18 x 7	5-114.3	+40	71.5	X48827	Black	Universal
2019-2022	Insight	16 x 6.5	5-114.3	+38	71.5	X99128N	Black	Universal
2019-2022	Insight	17 x 7	5-114.3	+40	64.1	X47564	Black	Hubcentric
2019-2022	Insight	17 x 7	5-114.3	+40	71.5	X99715N	Black	Universal
2019-2022	Insight	18 x 7	5-114.3	+40	71.5	X48827	Black	Universal
2005-2010	Odyssey	16 x 7	5-120	+50	64.1	X46501	Black	Hubcentric
HYUNDAI								
2006-2017	Accent	14 x 5.5	4-100	+45	57.1	X99148N	Black	Universal
2000-2022	Accent	15 x 6	4-100	+45	57.1	X99123N	Black	Universal
2007-2023	Elantra	15 x 6.5	5-114.3	+40	71.5	X99126N	Black	Universal
2007-2023	Elantra	16 x 6.5	5-114.3	+38	71.5	X99128N	Black	Universal
2007-2023	Elantra	16 x 6.5	5-114.3	+40	67.1	X99154N	Black	Hubcentric
2007-2023	Elantra	17 x 7	5-114.3	+50	67.1	X47567	Black	Hubcentric
2010-2023	Elantra	18 x 7	5-114.3	+40	67.1	X48567	Black	Hubcentric
2010-2023	Elantra	18 x 7	5-114.3	+40	71.5	X48827	Black	Universal
2009-2016	Genesis	17 x 7	5-114.3	+50	67.1	X47567	Black	Hubcentric
2009-2016	Genesis	18 x 7	5-114.3	+40	67.1	X48567	Black	Hubcentric
2009-2016	Genesis	18 x 7	5-114.3	+40	71.5	X48827	Black	Universal
2017-2022	Ioniq	15 x 6.5	5-114.3	+40	71.5	X99126N	Black	Universal
2017-2022	Ioniq	16 x 6.5	5-114.3	+38	71.5	X99128N	Black	Universal
2017-2022	Ioniq	16 x 6.5	5-114.3	+40	67.1	X99154N	Black	Hubcentric
2022-2024	Ioniq 5	18 x 7	5-114.3	+40	67.1	X48567	Black	Hubcentric
2022-2024	Ioniq 5	18 x 7	5-114.3	+40	71.5	X48827	Black	Universal
2023-2024	Ioniq 5	18 x 7	5-114.3	+40	71.5	X48827	Black	Universal
2023-2024	Ioniq 6	18 x 7	5-114.3	+40	67.1	X48567	Black	Hubcentric
2018-2023	Kona	16 x 6.5	5-114.3	+38	71.5	X99128N	Black	Universal
2018-2023	Kona	17 x 7	5-114.3	+50	67.1	X47567	Black	Hubcentric
2018-2024	Kona	16 x 6.5	5-114.3	+40	67.1	X99154N	Black	Hubcentric
2018-2024	Kona	18 x 7	5-114.3	+40	67.1	X48567	Black	Hubcentric
2018-2024	Kona	18 x 7	5-114.3	+40	71.5	X48827	Black	Universal
2019-2024	Kona Electric	18 x 7	5-114.3	+40	67.1	X48567	Black	Hubcentric

*Direct Fit Winter Wheels Special Order. Prepaid Minimum: \$100

Winter Wheels

Direct Fit – Top Movers



Year	Make & Model	Size	Bolt Pattern	Offset	Bore	Part #	Colour	Fit
2019-2024	Nexo	18 x 7	5-114.3	+40	67.1	X48567	Black	Hubcentric
2021-2024	Nexo	18 x 7	5-114.3	+40	71.5	X48827	Black	Universal
2020-2024	Palisade	18 x 7	5-114.3	+40	67.1	X48567	Black	Hubcentric
2022-2023	Santa Cruz	17 x 7	5-114.3	+50	67.1	X47567	Black	Hubcentric
2022-2024	Santa Cruz	18 x 7	5-114.3	+40	67.1	X48567	Black	Hubcentric
2022-2024	Santa Cruz	18 x 7	5-114.3	+40	71.5	X48827	Black	Universal
2001-2023	Santa Fe	17 x 7	5-114.3	+50	67.1	X47567	Black	Hubcentric
2001-2023	Santa Fe	18 x 7	5-114.3	+40	71.5	X48827	Black	Universal
2008-2023	Santa Fe	18 x 7	5-114.3	+40	67.1	X48567	Black	Hubcentric
2006-2023	Sonata	16 x 6.5	5-114.3	+38	71.5	X99128N	Black	Universal
2006-2023	Sonata	16 x 6.5	5-114.3	+40	67.1	X99154N	Black	Hubcentric
2006-2023	Sonata	17 x 7	5-114.3	+50	67.1	X47567	Black	Hubcentric
2006-2023	Sonata	18 x 7	5-114.3	+40	67.1	X48567	Black	Hubcentric
2006-2023	Sonata	18 x 7	5-114.3	+40	71.5	X48827	Black	Universal
2005-2018	Tucson	16 x 6.5	5-114.3	+40	67.1	X99154N	Black	Hubcentric
2005-2023	Tucson	16 x 6.5	5-114.3	+38	71.5	X99128N	Black	Universal
2005-2023	Tucson	17 x 7	5-114.3	+50	67.1	X47567	Black	Hubcentric
2005-2024	Tucson	18 x 7	5-114.3	+40	71.5	X48827	Black	Universal
2008-2024	Tucson	18 x 7	5-114.3	+40	67.1	X48567	Black	Hubcentric
2012-2017	Veloster	15 x 6.5	5-114.3	+40	71.5	X99126N	Black	Universal
2012-2021	Veloster	16 x 6.5	5-114.3	+40	67.1	X99154N	Black	Hubcentric
2012-2021	Veloster	16 x 6.5	5-114.3	+38	71.5	X99128N	Black	Universal
2012-2021	Veloster	17 x 7	5-114.3	+50	67.1	X47567	Black	Hubcentric
2012-2021	Veloster	18 x 7	5-114.3	+40	67.1	X48567	Black	Hubcentric
2012-2021	Veloster	18 x 7	5-114.3	+40	71.5	X48827	Black	Universal
2020-2024	Venue	16 x 6.5	5-114.3	+40	67.1	X99154N	Black	Hubcentric
2020-2024	Venue	18 x 7	5-114.3	+40	67.1	X48567	Black	Hubcentric
2020-2024	Venue	18 x 7	5-114.3	+40	71.5	X48827	Black	Universal
INFINITI								
2021-2023	Q50	17 x 7	5-114.3	+45	66.1	X47561	Black	Hubcentric
2021-2023	Q50	18 x 7	5-114.3	+40	67.1	X48567	Black	Universal
2021-2023	Q50	18 x 7	5-114.3	+40	71.5	X48827	Black	Universal

Winter Wheels

Direct Fit – Top Movers



Year	Make & Model	Size	Bolt Pattern	Offset	Bore	Part #	Colour	Fit
2019-2023	Qx50	18 x 7	5-114.3	+40	71.5	X48827	Black	Universal
2022-2024	QX55	18 x 7	5-114.3	+40	71.5	X48827	Black	Universal
2022-2023	QX60	17 x 7	5-114.3	+45	66.1	X47561	Black	Hubcentric
JAGUAR								
2017-2023	F-Pace	18 x 7.5	5-108	+42	63.4	X48518	Black	Hubcentric
2017-2020	XE	17 x 7	5-108	+40	63.4	X47508	Black	Hubcentric
2017-2020	XE	18 x 7.5	5-108	+42	63.4	X48518	Black	Hubcentric
JEEP								
2014-2023	Cherokee	17 x 7	5-110	+40	65.1	X47510	Black	Hubcentric
2007-2017	Compass	16 x 6.5	5-114.3	+38	71.5	X99128N	Black	Universal
2007-2017	Compass	16 x 6.5	5-114.3	+40	67.1	X99154N	Black	Hubcentric
2007-2017	Compass	17 x 7	5-114.3	+50	67.1	X47567	Black	Hubcentric
2007-2017	Compass	18 x 7	5-114.3	+40	67.1	X48567	Black	Hubcentric
2007-2017	Compass	18 x 7	5-114.3	+40	71.5	X48827	Black	Universal
2017-2023	Compass	17 x 7	5-110	+40	65.1	X47510	Black	Hubcentric
2020-2023	Gladiator	17 x 7	5-127	+40	71.5	X47527	Black	Hubcentric
1999-2024	Grand Cherokee	17 x 7	5-127	+40	71.5	X47527	Black	Hubcentric
2022-2024	Grand Wagoneer	18 x 8	6-139.7	+25	78.1	X48655	Black	Hubcentric
2007-2017	Patriot	16 x 6.5	5-114.3	+38	71.5	X99128N	Black	Universal
2007-2017	Patriot	16 x 6.5	5-114.3	+40	67.1	X99154N	Black	Hubcentric
2007-2017	Patriot	17 x 7	5-114.3	+50	67.1	X47567	Black	Hubcentric
2007-2017	Patriot	18 x 7	5-114.3	+40	71.5	X48827	Black	Universal
2015-2023	Renegade	17 x 7	5-110	+40	65.1	X47510	Black	Hubcentric
2022-2024	Wagoneer	18 x 8	6-139.7	+25	78.1	X48655	Black	Hubcentric
KIA								
2014-2019	Cadenza	18 x 7	5-114.3	+40	71.5	X48827	Black	Universal
2014-2020	Cadenza	18 x 7	5-114.3	+40	67.1	X48567	Black	Hubcentric
2022-2024	Carnival	18 x 7	5-114.3	+40	67.1	X48567	Black	Hubcentric
2010-2023	Forte	15 x 6.5	5-114.3	+40	71.5	X99126N	Black	Universal
2010-2023	Forte	16 x 6.5	5-114.3	+38	71.5	X99128N	Black	Universal
2010-2023	Forte	16 x 6.5	5-114.3	+40	67.1	X99154N	Black	Hubcentric

*Direct Fit Winter Wheels Special Order. Prepaid Minimum: \$100

Winter Wheels

Direct Fit – Top Movers



Year	Make & Model	Size	Bolt Pattern	Offset	Bore	Part #	Colour	Fit
KIA								
2010-2023	Forte	17 x 7	5-114.3	+40	71.5	X99715N	Black	Universal
2010-2023	Forte	17 x 7	5-114.3	+50	67.1	X47567	Black	Hubcentric
2021-2023	Forte	18 x 7	5-114.3	+40	67.1	X48567	Black	Hubcentric
2021-2023	Forte	18 x 7	5-114.3	+40	71.5	X48827	Black	Universal
2021-2024	K5	16 x 6.5	5-114.3	+40	67.1	X99154N	Black	Hubcentric
2021-2024	K5	18 x 7	5-114.3	+40	67.1	X48567	Black	Hubcentric
2021-2024	K5	18 x 7	5-114.3	+40	71.5	X48827	Black	Universal
2017-2023	Niro	16 x 6.5	5-114.3	+38	71.5	X99128N	Black	Universal
2017-2023	Niro	17 x 7	5-114.3	+40	71.5	X99715N	Black	Universal
2017-2023	Niro	17 x 7	5-114.3	+50	67.1	X47567	Black	Hubcentric
2017-2024	Niro	16 x 6.5	5-114.3	+40	67.1	X99154N	Black	Hubcentric
2017-2024	Niro	18 x 7	5-114.3	+40	67.1	X48567	Black	Hubcentric
2017-2024	Niro	18 x 7	5-114.3	+40	71.5	X48827	Black	Universal
2005-2020	Optima	16 x 6.5	5-114.3	+38	71.5	X99128N	Black	Universal
2005-2020	Optima	16 x 6.5	5-114.3	+40	67.1	X99154N	Black	Hubcentric
2005-2020	Optima	17 x 7	5-114.3	+40	71.5	X99715N	Black	Universal
2005-2020	Optima	17 x 7	5-114.3	+50	67.1	X47567	Black	Hubcentric
2005-2020	Optima	18 x 7	5-114.3	+40	67.1	X48567	Black	Hubcentric
2005-2020	Optima	18 x 7	5-114.3	+40	71.5	X48827	Black	Universal
2001-2017	Rio	14 x 5.5	4-100	+45	57.1	X99148N	Black	Universal
2001-2023	Rio	15 x 6	4-100	+45	57.1	X99123N	Black	Universal
2014-2017	Rondo	16 x 6.5	5-114.3	+40	67.1	X99154N	Black	Hubcentric
2014-2017	Rondo	18 x 7	5-114.3	+40	67.1	X48567	Black	Hubcentric
2014-2017	Rondo	18 x 7	5-114.3	+40	71.5	X48827	Black	Universal
2015-2021	Sedona	17 x 7	5-114.3	+40	71.5	X99715N	Black	Universal
2015-2021	Sedona	17 x 7	5-114.3	+50	67.1	X47567	Black	Hubcentric
2015-2021	Sedona	18 x 7	5-114.3	+40	67.1	X48567	Black	Hubcentric
2015-2021	Sedona	18 x 7	5-114.3	+40	71.5	X48827	Black	Universal
2021-2024	Seltos	16 x 6.5	5-114.3	+40	67.1	X99154N	Black	Hubcentric
2021-2024	Seltos	18 x 7	5-114.3	+40	67.1	X48567	Black	Hubcentric
2021-2024	Seltos	18 x 7	5-114.3	+40	71.5	X48827	Black	Universal
2011-2023	Sorento	17 x 7	5-114.3	+40	71.5	X99715N	Black	Universal
2011-2023	Sorento	17 x 7	5-114.3	+50	67.1	X47567	Black	Hubcentric

Winter Wheels

Direct Fit – Top Movers



Year	Make & Model	Size	Bolt Pattern	Offset	Bore	Part #	Colour	Fit
2011-2023	Sorento	18 x 7	5-114.3	+40	67.1	X48567	Black	Hubcentric
2010-2023	Soul	17 x 7	5-114.3	+40	71.5	X99715N	Black	Universal
2010-2023	Soul	17 x 7	5-114.3	+50	67.1	X47567	Black	Hubcentric
2010-2024	Soul	15 x 6.5	5-114.3	+40	71.5	X99126N	Black	Universal
2010-2024	Soul	16 x 6.5	5-114.3	+40	67.1	X99154N	Black	Hubcentric
2010-2024	Soul	18 x 7	5-114.3	+40	67.1	X48567	Black	Hubcentric
2010-2024	Soul	18 x 7	5-114.3	+40	71.5	X48827	Black	Universal
2005-2015	Sportage	15 x 6.5	5-114.3	+40	71.5	X99126N	Black	Universal
2005-2018	Sportage	16 x 6.5	5-114.3	+38	71.5	X99128N	Black	Universal
2005-2018	Sportage	16 x 6.5	5-114.3	+40	67.1	X99154N	Black	Hubcentric
2010-2024	Sportage	18 x 7	5-114.3	+40	71.5	X48827	Black	Universal
2011-2023	Sportage	17 x 7	5-114.3	+40	71.5	X99715N	Black	Universal
2011-2024	Sportage	18 x 7	5-114.3	+40	67.1	X48567	Black	Hubcentric
2020-2024	Telluride	18 x 7	5-114.3	+40	67.1	X48567	Black	Hubcentric
2020-2024	Telluride	18 x 7	5-114.3	+40	71.5	X48827	Black	Universal
LAND ROVER								
2015-2023	Discovery Sport	18 x 7.5	5-108	+42	63.4	X48518	Black	Hubcentric
2008-2015	LR2	18 x 7.5	5-108	+42	63.4	X48518	Black	Hubcentric
2015-2023	Range Rover Evoque	18 x 7.5	5-108	+42	63.4	X48518	Black	Hubcentric
2018-2021	Range Rover Velar	18 x 7.5	5-108	+42	63.4	X48518	Black	Hubcentric
LEXUS								
2011-2017	CT200h	16 x 6.5	5-100	+40	54.1	X40876	Black	Hubcentric
2011-2017	CT200h	16 x 6.5	5-100	+44	57.1	X99121N	Black	Universal
2013-2023	ES300h	16 x 6.5	5-114.3	+38	71.5	X99128N	Black	Universal
2013-2023	ES300h	17 x 7	5-114.3	+40	60.1	X99139N	Black	Hubcentric
2007-2023	ES350	17 x 7	5-114.3	+40	60.1	X99139N	Black	Hubcentric
2007-2023	ES350	18 x 7	5-114.3	+40	71.5	X48827	Black	Universal
2013-2018	GS450h	18 x 7	5-114.3	+40	71.5	X48827	Black	Universal
2001-2023	IS300	17 x 7	5-114.3	+40	60.1	X99139N	Black	Hubcentric
2016-2023	IS300	18 x 7	5-114.3	+40	71.5	X48827	Black	Universal
2019-2023	IS300	17 x 7	5-114.3	+40	64.1	X47564	Black	Universal

*Direct Fit Winter Wheels Special Order. Prepaid Minimum: \$100

Winter Wheels

Direct Fit – Top Movers



Year	Make & Model	Size	Bolt Pattern	Offset	Bore	Part #	Colour	Fit
2019-2023	IS300	17 x 7	5-114.3	+45	66.1	X47561	Black	Universal
2019-2023	IS300	18 x 7	5-114.3	+40	67.1	X48567	Black	Universal
2006-2023	IS350	17 x 7	5-114.3	+40	60.1	X99139N	Black	Hubcentric
2006-2023	IS350	18 x 7	5-114.3	+40	71.5	X48827	Black	Universal
2019-2023	IS350	17 x 7	5-114.3	+40	64.1	X47564	Black	Universal
2019-2023	IS350	17 x 7	5-114.3	+45	66.1	X47561	Black	Universal
2019-2023	IS350	18 x 7	5-114.3	+40	67.1	X48567	Black	Universal
2015-2017	NX200t	18 x 7	5-114.3	+40	71.5	X48827	Black	Universal
2022-2024	NX250	18 x 7	5-114.3	+40	67.1	X48567	Black	Universal
2018-2021	NX300	18 x 7	5-114.3	+40	71.5	X48827	Black	Universal
2020-2020	NX300	17 x 7	5-114.3	+40	64.1	X47564	Black	Universal
2020-2020	NX300	18 x 7	5-114.3	+40	67.1	X48567	Black	Universal
2015-2021	NX300h	17 x 7	5-114.3	+40	60.1	X99139N	Black	Hubcentric
2015-2021	NX300h	18 x 7	5-114.3	+40	71.5	X48827	Black	Universal
2020-2020	NX300h	17 x 7	5-114.3	+40	64.1	X47564	Black	Universal
2020-2020	NX300h	18 x 7	5-114.3	+40	67.1	X48567	Black	Universal
2022-2024	NX350	18 x 7	5-114.3	+40	67.1	X48567	Black	Universal
2022-2024	NX350h	18 x 7	5-114.3	+40	67.1	X48567	Black	Universal
2022-2024	NX450h+	18 x 7	5-114.3	+40	67.1	X48567	Black	Universal
2016-2023	RC300	17 x 7	5-114.3	+40	60.1	X99139N	Black	Hubcentric
2016-2023	RC300	18 x 7	5-114.3	+40	71.5	X48827	Black	Universal
2015-2023	RC350	17 x 7	5-114.3	+40	60.1	X99139N	Black	Hubcentric
2007-2023	RX350	17 x 7	5-114.3	+40	60.1	X99139N	Black	Hubcentric
2007-2024	RX350	18 x 7	5-114.3	+40	71.5	X48827	Black	Universal
2020-2024	RX350	18 x 7	5-114.3	+40	67.1	X48567	Black	Universal
2023-2024	RX350h	18 x 7	5-114.3	+40	67.1	X48567	Black	Universal
2023-2024	RX350h	18 x 7	5-114.3	+40	71.5	X48827	Black	Universal
2018-2022	RX350L	18 x 7	5-114.3	+40	67.1	X48567	Black	Universal
2018-2022	RX350L	18 x 7	5-114.3	+40	71.5	X48827	Black	Universal
2020-2021	RX450h	18 x 7	5-114.3	+40	67.1	X48567	Black	Universal
2020-2021	RX450hL	18 x 7	5-114.3	+40	67.1	X48567	Black	Universal
2019-2022	UX200	18 x 7	5-114.3	+40	71.5	X48827	Black	Universal
2019-2024	UX250h	18 x 7	5-114.3	+40	71.5	X48827	Black	Universal

Winter Wheels

Direct Fit – Top Movers



Year	Make & Model	Size	Bolt Pattern	Offset	Bore	Part #	Colour	Fit
LINCOLN								
2020-2023	Aviator	18 x 7	5-114.3	+40	71.5	X48827	Black	Universal
1991-2020	Continental	17 x7	5-108	+40	63.4	X47508	Black	Hubcentric
1991-2020	Continental	18 x 7.5	5-108	+42	63.4	X48518	Black	Hubcentric
2020-2023	Corsair	17 x7	5-108	+40	63.4	X47508	Black	Hubcentric
2015-2019	MKC	17 x7	5-108	+40	63.4	X47508	Black	Hubcentric
2015-2019	MKC	18 x 7.5	5-108	+42	63.4	X48518	Black	Hubcentric
2009-2016	MKS	18 x 7	5-114.3	+40	71.5	X48827	Black	Universal
2010-2016	MKT	18 x 7	5-114.3	+40	71.5	X48827	Black	Universal
2007-2015	MKX	18 x 7	5-114.3	+40	71.5	X48827	Black	Universal
2007-2018	MKX	17 x7	5-108	+40	63.4	X47508	Black	Hubcentric
2007-2018	MKX	18 x 7.5	5-108	+42	63.4	X48518	Black	Hubcentric
2007-2012	MKZ	16 x 6.5	5-114.3	+38	71.5	X99128N	Black	Universal
2007-2012	MKZ	16 x 6.5	5-114.3	+40	67.1	X99154N	Black	Hubcentric
2007-2012	MKZ	17 x 7	5-114.3	+50	67.1	X47567	Black	Hubcentric
2007-2012	MKZ	18 x 7	5-114.3	+40	67.1	X48567	Black	Hubcentric
2007-2012	MKZ	18 x 7	5-114.3	+40	71.5	X48827	Black	Universal
2007-2020	MKZ	17 x7	5-108	+40	63.4	X47508	Black	Hubcentric
2007-2020	MKZ	18 x 7.5	5-108	+42	63.4	X48518	Black	Hubcentric
2003-2024	Navigator	17 x 7.5	6-135	+42	87.1	X47756	Black	Hubcentric
2003-2024	Navigator	18 x 7.5	6-135	+42	87.1	X45515	Black	Hubcentric
2003-2011	Town Car	16 x 6.5	5-114.3	+38	71.5	X99128N	Black	Universal
MAZDA								
2004-2013	3	15 x 6.5	5-114.3	+40	71.5	X99126N	Black	Universal
2004-2023	3	16 x 6.5	5-114.3	+38	71.5	X99128N	Black	Universal
2004-2023	3	17 x 7	5-114.3	+50	67.1	X47567	Black	Hubcentric
2004-2024	3	16 x 6.5	5-114.3	+40	67.1	X99154N	Black	Hubcentric
2004-2024	3	18 x 7	5-114.3	+40	67.1	X48567	Black	Hubcentric
2004-2024	3	18 x 7	5-114.3	+40	71.5	X48827	Black	Universal
2006-2017	5	16 x 6.5	5-114.3	+38	71.5	X99128N	Black	Universal
2006-2017	5	17 x 7	5-114.3	+50	67.1	X47567	Black	Hubcentric
2006-2017	5	18 x 7	5-114.3	+40	67.1	X48567	Black	Hubcentric
2006-2017	5	18 x 7	5-114.3	+40	71.5	X48827	Black	Universal

*Direct Fit Winter Wheels Special Order. Prepaid Minimum: \$100

Winter Wheels

Direct Fit – Top Movers



Year	Make & Model	Size	Bolt Pattern	Offset	Bore	Part #	Colour	Fit
2003-2021	6	16 x 6.5	5-114.3	+38	71.5	X99128N	Black	Universal
2003-2021	6	16 x 6.5	5-114.3	+40	67.1	X99154N	Black	Hubcentric
2003-2021	6	17 x 7	5-114.3	+50	67.1	X47567	Black	Hubcentric
2003-2021	6	18 x 7	5-114.3	+40	67.1	X48567	Black	Hubcentric
2003-2021	6	18 x 7	5-114.3	+40	71.5	X48827	Black	Universal
2016-2022	CX-3	16 x 6.5	5-114.3	+38	71.5	X99128N	Black	Universal
2016-2022	CX-3	16 x 6.5	5-114.3	+40	67.1	X99154N	Black	Hubcentric
2016-2022	CX-3	17 x 7	5-114.3	+50	67.1	X47567	Black	Hubcentric
2016-2022	CX-3	18 x 7	5-114.3	+40	67.1	X48567	Black	Hubcentric
2016-2022	CX-3	18 x 7	5-114.3	+40	71.5	X48827	Black	Universal
2020-2023	CX-30	16 x 6.5	5-114.3	+38	71.5	X99128N	Black	Universal
2020-2023	CX-30	16 x 6.5	5-114.3	+40	67.1	X99154N	Black	Hubcentric
2020-2023	CX-30	17 x 7	5-114.3	+50	67.1	X47567	Black	Hubcentric
2020-2023	CX-30	18 x 7	5-114.3	+40	67.1	X48567	Black	Hubcentric
2020-2023	CX-30	18 x 7	5-114.3	+40	71.5	X48827	Black	Universal
2013-2023	CX-5	16 x 6.5	5-114.3	+38	71.5	X99128N	Black	Universal
2013-2023	CX-5	17 x 7	5-114.3	+50	67.1	X47567	Black	Hubcentric
2013-2023	CX-5	18 x 7	5-114.3	+40	71.5	X48827	Black	Universal
2013-2024	CX-5	16 x 6.5	5-114.3	+40	67.1	X99154N	Black	Hubcentric
2013-2024	CX-5	18 x 7	5-114.3	+40	67.1	X48567	Black	Hubcentric
2023-2023	CX-50	17 x 7	5-114.3	+50	67.1	X47567	Black	Hubcentric
2023-2024	CX-50	18 x 7	5-114.3	+40	67.1	X48567	Black	Hubcentric
2023-2024	CX-50	18 x 7	5-114.3	+40	71.5	X48827	Black	Universal
2007-2012	CX-7	16 x 6.5	5-114.3	+38	71.5	X99128N	Black	Universal
2007-2012	CX-7	16 x 6.5	5-114.3	+40	67.1	X99154N	Black	Hubcentric
2007-2012	CX-7	17 x 7	5-114.3	+50	67.1	X47567	Black	Hubcentric
2007-2012	CX-7	18 x 7	5-114.3	+40	67.1	X48567	Black	Hubcentric
2007-2012	CX-7	18 x 7	5-114.3	+40	71.5	X48827	Black	Universal
2007-2023	CX-9	17 x 7	5-114.3	+50	67.1	X47567	Black	Hubcentric
2007-2023	CX-9	18 x 7	5-114.3	+40	67.1	X48567	Black	Hubcentric
2007-2023	CX-9	18 x 7	5-114.3	+40	71.5	X48827	Black	Universal
2024-2024	CX-90	18 x 7	5-114.3	+40	67.1	X48567	Black	Hubcentric
2024-2024	CX-90	18 x 7	5-114.3	+40	71.5	X48827	Black	Universal

Winter Wheels

Direct Fit – Top Movers



Year	Make & Model	Size	Bolt Pattern	Offset	Bore	Part #	Colour	Fit
2006-2015	MX-5 Miata	16 x 6.5	5-114.3	+38	71.5	X99128N	Black	Universal
2006-2015	MX-5 Miata	16 x 6.5	5-114.3	+40	67.1	X99154N	Black	Hubcentric
2006-2015	MX-5 Miata	17 x 7	5-114.3	+50	67.1	X47567	Black	Hubcentric
2022-2023	MX-30 EV	18 x 7	5-114.3	+40	67.1	X48567	Black	Hubcentric
2004-2011	RX-8	16 x 6.5	5-114.3	+38	71.5	X99128N	Black	Universal
2004-2011	RX-8	16 x 6.5	5-114.3	+40	67.1	X99154N	Black	Hubcentric
2004-2011	RX-8	17 x 7	5-114.3	+50	67.1	X47567	Black	Hubcentric
2001-2011	Tribute	16 x 6.5	5-114.3	+38	71.5	X99128N	Black	Universal
2001-2011	Tribute	16 x 6.5	5-114.3	+40	67.1	X99154N	Black	Hubcentric
2001-2011	Tribute	17 x 7	5-114.3	+50	67.1	X47567	Black	Hubcentric
MINI								
2002-2015	Cooper	15 x 6	4-100	+45	57.1	X99123N	Black	Universal
MITSUBISHI								
2000-2012	Eclipse	16 x 6.5	5-114.3	+38	71.5	X99128N	Black	Universal
2000-2012	Eclipse	17 x 7	5-114.3	+50	67.1	X47567	Black	Hubcentric
2000-2012	Eclipse	18 x 7	5-114.3	+40	71.5	X48827	Black	Universal
2008-2012	Eclipse	18 x 7	5-114.3	+40	67.1	X48567	Black	Hubcentric
2018-2023	Eclipse Cross	16 x 6.5	5-114.3	+38	71.5	X99128N	Black	Universal
2018-2023	Eclipse Cross	17 x 7	5-114.3	+50	67.1	X47567	Black	Hubcentric
2018-2024	Eclipse Cross	16 x 6.5	5-114.3	+40	67.1	X99154N	Black	Hubcentric
2018-2024	Eclipse Cross	18 x 7	5-114.3	+40	71.5	X48827	Black	Universal
2004-2017	Lancer	16 x 6.5	5-114.3	+40	67.1	X99154N	Black	Hubcentric
2006-2017	Lancer	16 x 6.5	5-114.3	+38	71.5	X99128N	Black	Universal
2006-2017	Lancer	17 x 7	5-114.3	+50	67.1	X47567	Black	Hubcentric
2006-2017	Lancer	18 x 7	5-114.3	+40	71.5	X48827	Black	Universal
2010-2017	Lancer	18 x 7	5-114.3	+40	67.1	X48567	Black	Hubcentric
2000-2024	Mirage	14 x 5.5	4-100	+45	57.1	X99148N	Black	Universal
2000-2024	Mirage	15 x 6	4-100	+45	57.1	X99123N	Black	Universal
2017-2024	Mirage G4	14 x 5.5	4-100	+45	57.1	X99148N	Black	Universal
2017-2024	Mirage G4	15 x 6	4-100	+45	57.1	X99123N	Black	Universal
2003-2020	Outlander	16 x 6.5	5-114.3	+40	67.1	X99154N	Black	Hubcentric
2008-2020	Outlander	18 x 7	5-114.3	+40	67.1	X48567	Black	Hubcentric
2003-2023	Outlander	16 x 6.5	5-114.3	+38	71.5	X99128N	Black	Universal

*Direct Fit Winter Wheels Special Order. Prepaid Minimum: \$100

Winter Wheels

Direct Fit – Top Movers



Year	Make & Model	Size	Bolt Pattern	Offset	Bore	Part #	Colour	Fit
2003-2023	Outlander	17 x 7	5-114.3	+50	67.1	X47567	Black	Hubcentric
2003-2023	Outlander	18 x 7	5-114.3	+40	71.5	X48827	Black	Universal
2011-2022	RVR	16 x 6.5	5-114.3	+38	71.5	X99128N	Black	Universal
2011-2022	RVR	17 x 7	5-114.3	+50	67.1	X47567	Black	Hubcentric
2011-2023	RVR	16 x 6.5	5-114.3	+40	67.1	X99154N	Black	Hubcentric
2011-2023	RVR	18 x 7	5-114.3	+40	67.1	X48567	Black	Hubcentric
2011-2023	RVR	18 x 7	5-114.3	+40	71.5	X48827	Black	Universal
NISSAN								
2002-2023	Altima	16 x 6.5	5-114.3	+38	71.5	X99128N	Black	Universal
2002-2024	Altima	17 x 7	5-114.3	+45	66.1	X47561	Black	Hubcentric
2011-2017	Juke	16 x 6.5	5-114.3	+38	71.5	X99128N	Black	Universal
2011-2017	Juke	17 x 7	5-114.3	+45	66.1	X47561	Black	Hubcentric
2021-2023	Kicks	15 x 6.5	5-114.3	+40	71.5	X99126N	Black	Universal
2021-2023	Kicks	17 x 7	5-114.3	+45	66.1	X47561	Black	Hubcentric
2000-2023	Maxima	17 x 7	5-114.3	+45	66.1	X47561	Black	Hubcentric
2003-2024	Murano	17 x 7	5-114.3	+45	66.1	X47561	Black	Hubcentric
2003-2024	Murano	18 x 7	5-114.3	+40	71.5	X48827	Black	Universal
2013-2021	NV200	15 x 6.5	5-114.3	+40	71.5	X99126N	Black	Universal
2012-2021	NV1500-3500	17 x 7.5	8-165.1	+40	121.3	A2185	Black	Universal
2013-2020	Pathfinder	17 x 7	5-114.3	+45	66.1	X47561	Black	Hubcentric
2018-2023	Qashqai	18 x 7	5-114.3	+40	71.5	X48827	Black	Universal
1993-2017	Quest	16 x 6.5	5-114.3	+38	71.5	X99128N	Black	Universal
2004-2017	Quest	17 x 7	5-114.3	+45	66.1	X47561	Black	Hubcentric
2008-2022	Rogue	16 x 6.5	5-114.3	+38	71.5	X99128N	Black	Universal
2008-2024	Rogue	17 x 7	5-114.3	+45	66.1	X47561	Black	Hubcentric
2008-2024	Rogue	18 x 7	5-114.3	+40	71.5	X48827	Black	Universal
2006-2021	Sentra	16 x 6.5	5-114.3	+38	71.5	X99128N	Black	Universal
2006-2024	Sentra	17 x 7	5-114.3	+45	66.1	X47561	Black	Hubcentric
2013-2024	Sentra	15 x 6.5	5-114.3	+40	71.5	X99126N	Black	Universal
RAM								
2014-2023	1500	18 x 8	6-139.7	+25	78.1	X48655	Black	Hubcentric
2011-2024	2500/3500	17 x 7.5	8-165.1	+40	121.3	A2185	Black	Hubcentric

Winter Wheels

Direct Fit – Top Movers



Year	Make & Model	Size	Bolt Pattern	Offset	Bore	Part #	Colour	Fit
SUBARU								
2013-2024	BRZ	16 x 6.5	5-100	+44	57.1	X99121N	Black	Universal
2016-2023	Crosstrek	16 x 6.5	5-100	+44	57.1	X99121N	Black	Universal
1998-2018	Forester	16 x 6.5	5-100	+44	57.1	X99121N	Black	Universal
1993-2023	Impreza	16 x 6.5	5-100	+44	57.1	X99121N	Black	Universal
2000-2014	Legacy	16 x 6.5	5-100	+44	57.1	X99121N	Black	Universal
2014-2019	Legacy	16 x 6.5	5-114.3	+38	71.5	X99128N	Black	Universal
2000-2014	Outback	16 x 6.5	5-100	+44	57.1	X99121N	Black	Universal
2023-2024	Solterra	18 x 7	5-114.3	+40	67.1	X48567	Black	Universal
2015-2024	WRX	17 x 7	5-114.3	+40	71.5	X99715N	Black	Universal
2013-2015	XV Crosstrek	16 x 6.5	5-100	+44	57.1	X99121N	Black	Universal
TOYOTA								
2017-2020	86	16 x 6.5	5-100	+44	57.1	X99121N	Black	Universal
1995-2022	Avalon	16 x 6.5	5-114.3	+38	71.5	X99128N	Black	Universal
1995-2022	Avalon	17 x 7	5-114.3	+40	71.5	X99715N	Black	Universal
2007-2022	Avalon	17 x 7	5-114.3	+40	60.1	X99139N	Black	Hubcentric
2008-2022	Avalon	18 x 7	5-114.3	+40	71.5	X48827	Black	Universal
2018-2022	C-HR	16 x 6.5	5-114.3	+38	71.5	X99128N	Black	Universal
2018-2022	C-HR	17 x 7	5-114.3	+40	60.1	X99139N	Black	Hubcentric
2018-2022	C-HR	17 x 7	5-114.3	+40	71.5	X99715N	Black	Universal
2018-2022	C-HR	18 x 7	5-114.3	+40	71.5	X48827	Black	Universal
2002-2023	Camry	16 x 6.5	5-114.3	+38	71.5	X99128N	Black	Universal
2002-2023	Camry	17 x 7	5-114.3	+40	60.1	X99139N	Black	Hubcentric
2005-2023	Camry	17 x 7	5-114.3	+40	71.5	X99715N	Black	Universal
2005-2023	Camry	18 x 7	5-114.3	+40	71.5	X48827	Black	Universal
2003-2024	Corolla	15 x 6	5-100	+40	54.1	X45921	Black	Hubcentric
2003-2024	Corolla	16 x 6.5	5-100	+40	54.1	X40876	Black	Hubcentric
2003-2024	Corolla	16 x 6.5	5-100	+44	57.1	X99121N	Black	Universal
2022-2023	Corolla Cross	16 x 6.5	5-114.3	+38	71.5	X99128N	Black	Universal
2022-2024	Corolla Cross	17 x 7	5-114.3	+40	60.1	X99139N	Black	Hubcentric
2022-2024	Corolla Cross	17 x 7	5-114.3	+40	71.5	X99715N	Black	Universal
2022-2024	Corolla Cross	18 x 7	5-114.3	+40	71.5	X48827	Black	Universal

*Direct Fit Winter Wheels Special Order. Prepaid Minimum: \$100

Winter Wheels

Direct Fit – Top Movers



Year	Make & Model	Size	Bolt Pattern	Offset	Bore	Part #	Colour	Fit
TOYOTA								
2001-2024	Highlander	17 x 7	5-114.3	+40	60.1	X99139N	Black	Hubcentric
2006-2024	Highlander	18 x 7	5-114.3	+40	71.5	X48827	Black	Universal
2004-2024	Prius	15 x 6	5-100	+40	54.1	X45921	Black	Hubcentric
2004-2024	Prius	16 x 6.5	5-100	+40	54.1	X40876	Black	Hubcentric
2004-2024	Prius	16 x 6.5	5-100	+44	57.1	X99121N	Black	Universal
2019-2024	Prius AWD-e	15 x 6	5-100	+40	54.1	X45921	Black	Hubcentric
2019-2024	Prius AWD-e	16 x 6.5	5-100	+40	54.1	X40876	Black	Hubcentric
2019-2024	Prius AWD-e	16 x 6.5	5-100	+44	57.1	X99121N	Black	Universal
2012-2014	Prius C	14 x 5.5	4-100	+45	57.1	X99148N	Black	Universal
2012-2019	Prius C	15 x 6	4-100	+45	57.1	X99123N	Black	Universal
2017-2022	Prius Prime	15 x 6	5-100	+40	54.1	X45921	Black	Hubcentric
2017-2022	Prius Prime	16 x 6.5	5-100	+40	54.1	X40876	Black	Hubcentric
2017-2022	Prius Prime	16 x 6.5	5-100	+44	57.1	X99121N	Black	Universal
2023-2024	Prius Prime	17 x 7	5-114.3	+40	60.1	X99139N	Black	Hubcentric
2023-2024	Prius Prime	17 x 7	5-114.3	+40	71.5	X99715N	Black	Universal
2023-2024	Prius Prime	18 x 7	5-114.3	+40	71.5	X48827	Black	Universal
2012-2018	Prius V	16 x 6.5	5-114.3	+38	71.5	X99128N	Black	Universal
2012-2018	Prius V	17 x 7	5-114.3	+40	71.5	X99715N	Black	Universal
1996-2018	RAV4	16 x 6.5	5-114.3	+38	71.5	X99128N	Black	Universal
1996-2023	RAV4	17 x 7	5-114.3	+40	60.1	X99139N	Black	Hubcentric
2005-2023	RAV4	17 x 7	5-114.3	+40	71.5	X99715N	Black	Universal
2005-2023	RAV4	18 x 7	5-114.3	+40	71.5	X48827	Black	Universal
2004-2010	Sienna	16 x 6.5	5-114.3	+38	71.5	X99128N	Black	Universal
2004-2023	Sienna	17 x 7	5-114.3	+40	60.1	X99139N	Black	Hubcentric
2004-2023	Sienna	17 x 7	5-114.3	+40	71.5	X99715N	Black	Universal
2010-2023	Sienna	18 x 7	5-114.3	+40	71.5	X48827	Black	Universal
2020-2023	Sienna	17 x 7	5-114.3	+45	66.1	X47561	Black	Universal
2020-2023	Sienna	18 x 7	5-114.3	+40	67.1	X48567	Black	Universal
2009-2016	Venza	17 x 7	5-114.3	+40	60.1	X99139N	Black	Hubcentric
2009-2023	Venza	17 x 7	5-114.3	+40	71.5	X99715N	Black	Universal
2009-2023	Venza	18 x 7	5-114.3	+40	71.5	X48827	Black	Universal
2006-2016	Yaris	14 x 5.5	4-100	+45	57.1	X99148N	Black	Universal

Winter Wheels

Direct Fit – Top Movers



Year	Make & Model	Size	Bolt Pattern	Offset	Bore	Part #	Colour	Fit
2006-2020	Yaris	15 x 6	4-100	+45	57.1	X99123N	Black	Universal
VOLKSWAGEN								
2009-2014	Routan	17 x 7	5-127	+40	71.5	X47527	Black	Hubcentric
VOLVO								
2009-2023	S60	18 x 7.5	5-108	+42	63.4	X48518	Black	Hubcentric
2006-2016	S80	17 x7	5-108	+40	63.4	X47508	Black	Hubcentric
2006-2016	S80	18 x 7.5	5-108	+42	63.4	X48518	Black	Hubcentric
2017-2021	S90	18 x 7.5	5-108	+42	63.4	X48518	Black	Hubcentric
2015-2021	V60	17 x7	5-108	+40	63.4	X47508	Black	Hubcentric
2015-2021	V60	18 x 7.5	5-108	+42	63.4	X48518	Black	Hubcentric
2018-2021	V90	18 x 7.5	5-108	+42	63.4	X48518	Black	Hubcentric
2010-2023	XC60	18 x 7.5	5-108	+42	63.4	X48518	Black	Hubcentric
2008-2016	XC70	17 x7	5-108	+40	63.4	X47508	Black	Hubcentric
2008-2016	XC70	18 x 7.5	5-108	+42	63.4	X48518	Black	Hubcentric
2016-2023	XC90	18 x 7.5	5-108	+42	63.4	X48518	Black	Hubcentric

*Direct Fit Winter Wheels Special Order. Prepaid Minimum: \$100

2019 VOLVO V60 R-DESIGN
with RTX envy gloss black wheels
PART # X47508/X48518



Winter Wheels

Direct Fit Light & Medium Duty Trucks



THIBERT

 24-070-RD8 16 x 6.0 8-165.1 Truck & Trailer (Grey)	 28408E 22.5 x 8.25 10-285.75 Truck & Trailer (White)	 28409E 24.5 x 8.25 10-285.75 Truck & Trailer (White)	 29584 CH3342-X 19.5 x 6.0 8-225 98-04 Ford E-Series (Dual)	 29884 C8C3Z1015K 19.5 x 6.0 10-225 07-17 Ram 4500/5500 07-17 Ford 450/550	 H5125-X 16 x 6.5 8-165.1 03-17 GM Savanna 3500 01-07 GM Sierra 3500
 X45333 CH3036-X 16 x 6.0 8-165.1 92-11 Ford E-Series 83-05 F350	 X45334 CH3037-X 16 x 6.0 8-165.1 85-97 F350 4x4	 X45401 CH2125-X 16 x 6.0 8-165.1 94-02 Ram 3500	 X45460 CH3210-X 16 x 6.0 8-165.1 92-07 F350/450	 X45463 CH3336-X 16 x 6.0 8-170 98-04 F350	 X46205 16 x 6.5 6-205 14-20 Sprinter 3500 06-20 Sprinter 3500
 X46650 CH3035AM 16 x 7.0 8-165.1 92-14 F250/350	 X46680 16 x 6.0 6-180 15-21 Transit 350	 X47165 17 x 6.5 8-165.1 08-10 Savanna 3500	 X47200 17 x 6.5 8-200 05-21 F350	 X47210 17 x 6.5 8-210 11-19 HD 3500	 X47865 17 x 6.0 8-165.1 03-19 Ram 3500

Hub Centre Rings, package of 4



Part #	Description
72-5410B	(4) HUB RING 72.56MM OD - 54.1mm
72-5610B	(4) HUB RING 72.56MM OD - 56.1mm
72-5710B	(4) HUB RING 72.56MM OD - 57.1mm
72-6010B	(4) HUB RING 72.56MM OD - 60.1mm
72-6410B	(4) HUB RING 72.56MM OD - 64.1mm
72-6656B	(4) HUB RING 72.56MM OD - 66.5mm
72-6710B	(4) HUB RING 72.56MM OD - 67.1mm
73-5610B	(4) HUB RING 73MM OD - 56.1mm
73-5710B	(4) HUB RING 73MM OD - 57.1mm
73-6410B	(4) HUB RING 73MM OD - 64.1mm
73-6606B	(4) HUB RING 73MM OD - 66.1mm
73-6656B	(4) HUB RING 73MM OD - 66.56mm
73-6710B	(4) HUB RING 73MM OD - 67.1mm



Tire Bags

Ideal for handling and storing seasonal tires
TB 3650

Length: 50" Width 28"
GTY 200, white

TPMS Sensors

EZ Sensors

NEW EZ-Sensor® - GO Rubber Snap-In

Schrader's latest addition to the EZ-sensor® family of products is EZ-sensor® GO. The market's fastest programmable TPMS sensor. Allows parallel programming of 2 or 4 sensors.

Includes a rubber snap-in valve stem and can be equipped with aluminum silver and black matte valve stems.

Sensor Frequency: Combines 314.9, 315 and 433 MHz

Valve Stem Type: Rubber Snap-In

Top Speed: 115 MPH

Valve Core Torque Nm: 3.5 in-lbs

Compatible Service Kits: #20018 - Rubber Snap-in Service Kit, #34000 - Aluminum Clamp-in Service Kit, #34010 - Black Anodized Aluminum Clamp-In Service Kit

33560

EZ-sensor 



Universal EZ-Sensor

Combines 314.9 MHz, 315 MHz and 433 MHz in one number.

Schrader's® new single SKU solution enables ONE EZ-sensor® to cover over 100 million TPMS-enabled vehicles in North America, supporting a diverse set of global vehicle platforms. Currently, there are more than 150 SKUs of tire sensors fitted to North American vehicles equipped with TPMS.

Replicates OE functionality including auto-locate technology.

33500
Single

33500-12
12 Pack Bag

33500-210
Bulk Pack (210 sensors)



33500 EZ-Sensor Service Pack Options



20018
Rubber Snap-In
Includes: plastic sealing cap, screw, brass valve core and rubber snap-in stem



34000
Aluminum Clamp-In
Includes: plastic sealing cap, nickel plated valve core, aluminum clamp-in stem, hex nut, screw and rubber grommet



33900
90° Aluminum Clamp-In
Single SKU technology designed to fit specifically aftermarket rims with low profile tires and 90° valve holes.



TPMS Retrofit Kit



SCHRADER'S OE QUALITY TPMS FOR NON-EQUIPPED VEHICLES

The **Schrader Retrofit Kit** makes it quick and easy to add Schrader's OE quality TPMS to passenger vehicles that did not come equipped with TPMS from the manufacturer.



Features and Benefits:

- Solar powered & wireless display
- Convertible units: F°/C°, PSI/BAR
- Individual axle placard settings
- Real-time monitoring: including pressure by location
- Audio and visual warnings



Retrofit Kit Part #SCHRFK4S
Replacement Sensor Part #29015

EZ-sensor

BUNDLE & SAVE

NEW TPMS diagnostic programming tools & sensor bundles from the leading OE manufacturer.

5 years of software updates included!

S41



▶ BUNDLE #21297
Schrader S41 Tool
+ 12 EZ-sensors #33500

▶ BUNDLE #21298
Schrader S41 Tool
+ 24 EZ-sensors #33500

- Exclusive EZ-sensor® programming
- OBDII Quick Connect cable
- Functionality and flexibility at an affordable price

S57



21057-S57EZ30
EZ-sensor Bundle

S57 Diagnostic tool with EZ-sensors included.

Programs EZ-sensor and other programmable TPMS sensors.

Comes with 5 years of software updates

+ 30 EZ-sensors



www.SchraderTPMS.com



TPMS Tool Comparison

VEHICLE COVERAGE	S41	S57
Triggers OE sensors for all cars in North America, Europe, and Asia	✓	✓
Displays all sensor data (pressure, battery, temperature, ID, frequency)	✓	✓
Indicates OE sensor and service kit part numbers	✓	✓
RELEARN FUNCTIONALITY	S41	S57
Provides TPMS ECU relearn procedures (incl: indirect/direct/OBD etc)	✓	✓
Includes OBDII cable	✓	✓
Toyota ECU unlock	✓	✓
Sync-ID technology (OBDII routines for Ford, Mitsubishi, Suzuki etc)	✓	✓
Pictures indicate OBDII location in car	✗	✓
Retrieves and decodes TPMS DTC information	✗	✓
SENSOR PROGRAMMING FUNCTIONALITY	S41	S57
Programmable sensor coverage	EZ-sensor Exclusive	EZ-sensor + Other Programmable Sensors
Programs sensors by wheel set (up to 5 wheels)	✓	✓
Retrieves sensor ID from ECU	✓	✓
Manual Sensor ID entry function	✓	✓
Programs sensors from historical data	✗	✓
OTHER FUNCTIONS	S41	S57
Tests Remote Key Entry (RKE)	✓	✓
HARDWARE & SOFTWARE	S41	S57
Display (LCD Screen)	2.75"	4.3"
OBDII-module	Quick Connect Cable	✓
Dual RF antenna (315/433 MHz)	✓	✓
Protective rubber sleeve	✓	✓
Drop tested	✓	✓
Carrying case for transport and storage	✓	✓
Soft touch keyboard	✗	✓
SD card stores 65k vehicle jobs in the tool and on PC	✗	✓
Wi-Fi capable	✗	✓
VIN barcode scanner to select Make-Model-Year (US only)	✗	✓
COMPATIBLE ACCESSORIES	S41	S56
Tire Tread Depth reader	✗	✓
Docking Station + IR thermal printer	✗	✓

EZ-sensor Family of Products Compatible Tools*

Contact your tool supplier for software upgrades



TPMS5

TPMS4



TPA 300



TPMS-D

TPMS-SE



CJ-36



KTITPMSTOOL

KTITPMSPRO

A high quality TPMS diagnostic tool can:

- Diagnose all TPMS sensors
- Program EZ-sensor® family of products
- Provide audit reports
- Perform relearn procedures
- Include OBDII capabilities

For the best TPMS coverage and service, ensure that your TPMS tool has the latest software update.

EZ-sensor Family of Products Compatible Tools*


Contact your tool supplier for software upgrades



Certain EZ-sensor® PN's 33500, 33700 and 33900 are supported by the below tools, however, these tools are no longer supported by tool manufacturers, therefore:



- Latest software releases that give you access to updated coverage and bug fixes are not available
- You will not be able to use the tool for programming EZ-sensor® GO
- You will not be able to benefit from the latest EZ-sensor® coverage due to a lack of software updates



TPMS Sensors

Universal TPMS Sensor



Out of the Box Ready

ACDelco Features and Benefits:

Helps save Time and Money

- The system eliminates the need for “Special programming tools” and is preprogrammed to follow existing OE vehicle relearn procedures
- Works with all major TPMS Scan Tools

No Programming Necessary

- There is no need to load vehicle software and protocols to a blank sensor
- Ready for installation out of the box



Part #	GM Equiv.	Description
TPMS172K	19383801	Clamp-in, Metal, 315MHz
TPMS173K	19383802	Clamp-in, Metal, 315MHz
TPMS174K	19383803	Clamp-in, Metal, 433MHz

12 Month/20,000 Km warranty



15-2173
Valve Core
Torque Tool



17-43046
X-tra Seal Smart
Sensor ONE
Replacement
Rubber Valve Stem



17-43041
Smart Sensor One
Multi-Frequency
TPMS Sensor
(Snap-In)



**Out of the Box Ready
TPMS Solutions.**



TPMS Sensors

Top Moving Direct Fit

20153/21507

315 MHz
02-21 Buick/Cadillac/
Chevy/GMC



20280

315 MHz
12-21 Ford
12-21 Lincoln



28206/20283

315 MHz
10-19 GM



20398/29093

433 MHz
10-20 Chrysler/Dodge/Jeep
15-19 Alpha Romeo
12-20 Fiat
9-14 Volkswagen



29079

315 MHz
02-21 Lexus
06-20 Toyota



28308/29182

315 MHz
04-18 Chrysler/Dodge/Jeep
10-16 Suzuki
17 BMW



28720

315 MHz
05-20 Acura/Honda
14-15 Toyota



28434/29183

433 MHz
07-10 Chrysler/Dodge/Jeep
09-10 Volkswagen



29020

315 MHz
07-20 Ford/Lincoln/Mercury
09-11 Mazda



28984/29099

315 MHz
14-21 Ram Series/Jeep



29099

433 MHz
01-15 Jeep/RAM



29093

433 MHz
12-21 Dodge/Jeep/RAM



29166

315 MHz
01-14 Nissan Infiniti



TPMS Service Packs

Top Moving Direct Fit

20013

04-21 Chrysler, Dodge, Jeep
06-21 Mercedes/Smart
15 Land Rover
10-13 Suzuki



20014

06-20 Nissan Infiniti
15-18 Chevrolet
06-21 Nissan
09-12 Suzuki



20018

99-20 BMW
06-20 Hyundai
01-21 GM
02-21 Chrysler/Dodge/Jeep
02-21 Ford




20019

05-20 Acura, Honda
08-19 Hyundai
04-20 Kia



20020

04-12 Chrysler, Dodge, Jeep
06-20 Mercedes
08-09 Mitsubishi



20022

08-19 Hyundai
05-20 Kia
06-19 Toyota



20030

02-10 Chrysler, Dodge, Jeep
01-20 Land Rover
00-15 Jaguar
03-21 Mitsubishi



20037

96-20 BMW
04-21 Audi/VW
97-18 Porsche



20032

06-19 Honda
02-21 Lexus
00-21 Toyota



20036

Acura, Honda, Hyundai, Kia



20043

15-21 Chrysler/Dodge/Jeep
17-21 Mitsubishi
17-20 Infiniti/Nissan



20046

12-21 Ford
15-21 Hyundai
15-21 Kia
15-21 Volvo



20635

14-21 Chrysler/Jeep/
Ram Rubber Valve



22102

TPMS Sensor
Mounting Band



34000

Aluminum Clamp-in
Style Valve



15-4904

TPMS Nickel Valve Core



Snap-In Valve Stems

Tubeless Rubber

15-416

TR416 Valve 1 1/2" Metal Bottom



15-4559-2

1.00in. Chrome Valve (2 pack)



15-4600

TR 600HP Snap-In Valve 1.27in. Ht. .453in. Valve Hole (2 pack)



15-20008

TPMS Rubber Snap-in Valve Replacement Kit for GM (Retail Carded)



17-20008

TPMS Snap-in Valve, GM



17-20018

TPMS Rubber Snap-in Valve (Ford)



17-412-50

0.88in. Rubber Tubeless Snap-In Valve .453in. Rim Hole 50 pack



17-413-50

1.25in. Tubeless Rubber Snap-In Valve (TR 413) .453in. Rim Hole - 50 pack



17-414-50

1.50in. Tubeless Rubber Snap-In Valve (TR 414) .453in. Rim Hole - 50 pack



17-415-50

1.25in. Tubeless Rubber Snap-In Valve (TR 415) .625in. Rim Hole - 50 pack



17-416

1.44in. Nickel Plated Brass Flush Mount Valve (Straight) 0.625 in. Valve Hole



17-418-50

2in. Rubber Tubeless Snap-In Valve (TR 418) .453in. Rim Hole - 50 pack



17-501T

TR 501 Brass Valve 1.5in. Ht. 0.625in. Valve hole



17-586

Tubeless Agricultural Valve (Straight)



17-600HP

TR 600HP Snap-In Valve 1.27in. Ht. .453in. Valve Hole (50 pack)



17-801HP

TR 801HP Snap-In Valve



Snap-In Valve Stems

Tubeless Rubber

15-412
TR413 1 in Tire Valve



15-413
TR413 1 1/2 in Valve Stem



15-418
TR 418 Valve Stem 2innch Long.
Fits .453in Rim Hole
(2 pack)



15-4142
TR 414 Valve Stem 1 1/2in Long.
Fits .453in Rim Hole
(2 pack)



15-4152
TR 415 Valve Stem 1 1/4in
Long. Fits .625in Rim Hole
(2 pack)



17-490
TR#C-1 Short Stud Bore
Valve Core, Black



17-497B
1 1/4" Metal Valve
Extension



17-573T
TR 573 4.38in.
Ht. 0.625in. Valve Hole
Brass Truck Valve



17-580
8 1/4" Metal Braided
Flexible Valve
Extension



Valve Caps

17-492
Black Plastic Valve Cap (TR
VC-8) (TPMS Compatible)(100
pack)



17-492-1
Black Plastic Valve Cap (TR VC-8)
(TPMS Compatible)(100 pack) with
red silicone seal



17-492G-1
Dark Green Plastic Valve Cap
with Red Silicone Seal (100
pack)



15-4922
Black Cap with Grommet Seal
(TPMS Safe) (4 per pack)



15-4932
Chrome Cap with Grommet
Seal (TPMS Safe) (4 per pack)



Tire Service Chemicals

Essentials

14-008
Chemical Vulcanizing
Cement (8oz)



14-004
Chemical Vulcanizing
Cement (4oz)



14-100
Rubber Prep Solution
(32 oz)



14-032
Chemical Vulcanizing
Cement (32oz)



14-101B
Extra Heavy Duty
Bead Sealer (32oz)



14-101
Bead Sealer (32oz)



14-700
Euro Paste Mounting
Compound with Rust
Inhibitors - White
(6½ Lbs)



14-128A
Inner Tire Liner
Sealer (16oz)



14-748E
No Rim Rust, Tire Lube and
Rim Rust Retardant, 4.5lbs



14-753
X-tra Slik Bead Lube
Concentrate
Mix 4:1 with Water
1 Gallon (3.8L)



14-753PM
X-tra Slik Bead Lube
Ready to Use
1 Gallon (3.8L)



14-755
Leak Seeker Concentrate
Mix 8:1 with Water
8 Oz. (236ml)



15-026
1 oz Tube Rubber Cement



571
Kleen Flo Rim Slip Tire
Mounting Lube (4L)

kleen-flo



1000
Michelin White Tire
Paste (3.4 KG)



575
Black Tire Mount 5th
Wheel Grease, 11.36KG

kleen-flo



577
Gold Paste Tire Mount /
Demount, 11.36KG

kleen-flo



Counteract Balancing Beads

- | | |
|--------------|---------------|
| PBB03 (3 oz) | PBB08 (8 oz) |
| PBB04 (4 oz) | PBB10 (10 oz) |
| PBB06 (6 oz) | PBB12 (12 oz) |
| | PBB16 (16 oz) |



14-652 Tire Repair Material Toolbox

- Tire Repair Materials And Chemicals For Industry Standard Puncture Repair
- Organized in a Large Rugged Toolbox
- Includes Puncture Repair Procedure Guides



15-020 All Purpose Patch Kit



15-0317 Pro Chrome Split Eye



14-725 Murphy's Mountain Compound, 25 lbs



95555 LiquiTube Heavy Duty Tire Sealant - 3.78L with pump



**Work Smarter
Not Harder.**

Tire Sealant Essentials

10194-2

Slime® 2-in-1 Tire & Tube Sealant
946 mL



- Fibro-Seal™ Technology
- Provides 2 years of continuous flat tire protection
- Instantly seals tread punctures up to 1/4" (6mm) in tires and 1/8" (3mm) punctures in tubes



10193-2

473 mL

10020

All Tire Sealant 946 ml



10019

Tubeless Sealant for ATVs & Mowers, 473 mL



20136

Tire Repair Plug Pack
(10 Pack)



10047

All Tire Sealant 3.78L



24011

Tire Plug Kit Tire T-Handle



24016

Tire Patch Kit Tire With Glue for Radial Tires (12ml)



42007

3 Min. Heavy Duty Tire Inflator



50133

Slime Flat Tire Repair Kit



Tire Repair Essentials

11-002
2 1/3" (57mm) Medium
Round Feather Edge Tube
Patch




12-220
3 3/4" Fibre Seal Insert



12-222
Vulcanizing Insert




13-381
1 5/8" (42mm) Round
Universal Quilled Combo
Repair Kit 5/32" Stem



12-360
Fat Brown String 4"
(102 mm) - 30/box


13-382
Round Universal Quilled
Combo (2 1/8")



12-361
Fat Brown String 4"
(102 mm) - 50/box

12-362
Fat Brown String 8"
(202 mm) - 25/box


13-672
Combination Repair Unit -
Dipped 1 5/8in (42mm) x 3/16in
(4.5mm) Injury Size




13-673
Lead Wire Combo Repair
Kit 1/4 Stem Dia.



13-673C
Combination Repair Unit -
Wrapped 2 1/8in (55mm) x
1/4in (6mm) Injury Size



13-674C
Wrapped Stem HD
Combination Repair (24/
Box) is 2-1/8" Round for a
5/16" Injury Size



13-383
1 7/8in (47mm) Round
Universal Quilled Combo
Unit 7/32in (55mm) Stem



14-314
3/16in x 1 1/2in Wood
Handle Stitcher




15-019
Radial Patch Kit



15-020
Chemical Tire and
Tube Patch Kit



15-390
String Refill
30 pack



15-394
String Refill
5 pack



Tire Repair Essentials

11-321
Universal Patch - Small
Round 1 5/8"

11-322
Universal Patch - Medium
Round (2 1/4")

11-323
Universal Patch - Large
Round (3 1/4")



14-553
White Tire Paint Stick 1/2"
Hex 12/per box



15-553
White Tire Paint Stick 1/2"
Hex Blister Pak



14-552
Yellow Tire Crayon 1/2" Hex
12/per box



15-552
Yellow Tire Crayon 1/2" Hex
Blister Pak



14-554
White Markall Paint Stick,
3/4" Round



15-003
Tubeless Tire Refill Kit



15-005
Radial Tire Repair Kit



15-0308
Buffer Stitcher



**Make Sure
You're Stocked.**

AUTO REPAIR
TUNE UPS
BRAKES
30K 60K 90K
SERVICE



Wheel Nuts

Popular Sku's



611-008.1

M14-1.50 Metric 21mm Hex,
44.5mm length

(15-22 Ford/15-22 Ford Expedition)



611-074.1

M12-1.50 Dometop Capped 19mm
Hex, 31mm

(78-22 Chrysler/Dodge/Jeep)



611-094.1

1/2"OD Dometop, 3/4" Hex, 1-5/8"
length

(84-19 Ford)



611-117.1

M12-1.50 Mag - 21mm Hex, 37mm
Chrome

85-06 Mitsubishi/83-23 Toyota/Lexus)



611-141.1

M12-1.50 Acorn
21mm Hex, 26mm Length

(86-23 Hyundai/Kia 94-23 Mazda)



611-181.1

M12-1.50 Flattop Capped 19mm
Hex, 43.1mm Length

(96-22 Chrysler/Dodge/09-14 VW)



611-202.1

M14-1.50 Flanged Flat Face 22mm
Hex, 34mm Length

(01-23 GM Truck/Van)



611-204.1

9/16-18 Flattop Capped 7/8 In.
Hex, 1-1/2 In. Length

(01-22 Hyundai/Kia)
(02-11 Chrysler/Dodge)
(02-08 Mazda/Mitsubishi)



611-211.1

M12-1.50 Mag - 21mm Hex,
36.5mm Length

(00-23 Toyota/04-23 Lexus)



611-288.1

M14-2.0 Dometop 21mm Hex,
54mm Length

(01-14 Ford/03-14 Lincoln)



611-236.1

M14-1.50 Flattop Capped Nut -
22mm Hex, 44.5mm Length

(00-23 GM Cars/Trucks)



611-294.1

M12-1.25 Dome Top 21mm Hex,
38mm

(07-22 Nissan/Infiniti)



611-303.1

M12-1.50 Capped
19 Mm Hex, 32.1 mm Length

(11-23 Ford/12-23 Lincoln)



611-330.1

M14-1.50 Capped 22mm Hex,
38.5mm length

(15-23 Jeep/15-22 RAM 1500/2500/3500)



*Wheel Nuts and Studs are also available in 10 Packs. Complete Coverage Available.

Wheel Studs / Bolts

Popular Sku's



610-005.1

M12-1.25mm Wheel Bolt, 19mm Hex, 23mm Thread Length

(13-21 Dodge/Jeep)



610-254.1

M12-1.50 Serrated Wheel Stud 12.73mm Knurl, 41.5mm Length

(79-16 GM/90-08 Isuzu/05-07 SAAB)



610-266.1

M12-1.50 Serrated Wheel Stud 14.20mm Knurl, 40mm Length

(85-10 GM/73-23 Toyota)



610-705.1

M16-1.50 Wheel Bolt 21mm Hex, 23mm Length

(18-23 RAM Promaster)



610-318.1

M14-1.50 Wheel Bolt - 17mm Hex, 26mm Thread Length

(07-23 Audi/Volkswagen)



610-549.1

M14-1.50 Wheel Bolt 17mm Hex, 45.5mm length

(98-23 Mercedes)



610-431.1

M14-1.50 Serrated Wheel Stud, 15.69mm Knurl, 80.25mm length

(99-21 Chevy/GMC 2500/3500/4500)



610-436.1

M14-1.50 Serrated Wheel Stud 16.06mm Knurl, 103.96mm Length

(01-23 Chevrolet/GMC)



610-490.1

M14-1.50 Serrated Wheel Stud, 15.7mm Knurl, 69.75mm length

(99-22 F250/F350/F450/F53)



610-507.1

M12-1.50 Serrated Wheel Stud 13.0mm Knurl, 44.8mm Length


(04-23 Hyundai/05-23 Kia/04-17 Mazda)



610-532.1

M14-1.25mm Hex 22.1mm Length

(14-23 BMW, 11-18 Mini)



610-547.1

M12-1.50 Serrated Wheel Stud 14.42 mm Knurl, 47.2 mm Length

(07-23 Dodge/Chrysler/09-14 VW/12-15 Ram)



610-565.1

M14-1.50mm Serrated Wheel Stud, 15.85mm Knurl, 81.66mm length

(03-22 F450/F550/F3)



610-566.1

M12-1.25mm Serrated Wheel Stud, 14.38mm Knurl, 43.5mm length

(04-23 Subaru)



610-568.1

M12-1.50 Serrated Wheel Stud 12.97 Mm Knurl, 42.5 Mm Length

(04-14 Chrysler/04-23 Hyundai/Kia)



610-574.1

M12-1.50 Wheel Bolt - 17 Mm Hex 25.3 Mm Length

(11-16 BMW)



*Wheel Nuts and Studs are also available in 10 Packs. Complete Coverage Available.

Wheel Weights And Accessories

Weight										
¼ oz	MCPB-0.25	MCSBP-0.25			AWPB-0.25	AWSPB-0.25	REGPB-0.25	TSPB-0.25		
½ oz	MCPB-0.50	MCSBP-0.50	MCFE-0.50	LHSPB-0.50	AWPB-0.50	AWSPB-0.50	REGPB-0.50	TSPB-0.50	10 g	FNSPB-10
¾ oz	MCPB-0.75	MCSBP-0.75	MCFE-0.75	LHSPB-0.75	AWPB-0.75	AWSPB-0.75	REGPB-0.75	TSPB-0.75	15 g	FNSPB-15
1 oz	MCPB-1.00	MCSBP-1.00	MCFE-1.00	LHSPB-1.00	AWPB-1.00	AWSPB-1.00	REGPB-1.00	TSPB-1.00	20 g	FNSPB-20
1¼ oz	MCPB-1.25	MCSBP-1.25	MCFE-1.25	LHSPB-1.25	AWPB-1.25	AWSPB-1.25	REGPB-1.25	TSPB-1.25	25 g	FNSPB-25
1½ oz	MCPB-1.50	MCSBP-1.50	MCFE-1.50	LHSPB-1.50	AWPB-1.50	AWSPB-1.50	REGPB-1.50	TSPB-1.50	30 g	FNSPB-30
1¾ oz	MCPB-1.75	MCSBP-1.75	MCFE-1.75	LHSPB-1.75	AWPB-1.75	AWSPB-1.75	REGPB-1.75	TSPB-1.75	35 g	FNSPB-35
2 oz	MCPB-2.00	MCSBP-2.00	MCFE-2.00	LHSPB-2.00	AWPB-2.00	AWSPB-2.00	REGPB-2.00	TSPB-2.00	40 g	FNSPB-40
2¼ oz	MCPB-2.25	MCSBP-2.25	MCFE-2.25	LHSPB-2.25	AWPB-2.25	AWSPB-2.25	REGPB-2.25	TSPB-2.25	45 g	FNSPB-45
2½ oz	MCPB-2.50	MCSBP-2.50	MCFE-2.50	LHSPB-2.50	AWPB-2.50	AWSPB-2.50	REGPB-2.50	TSPB-2.50	50 g	FNSPB-50
2¾ oz	MCPB-2.75	MCSBP-2.75	MCFE-2.75	LHSPB-2.75	AWPB-2.75	AWSPB-2.75	REGPB-2.75	TSPB-2.75	55 g	FNSPB-55
3 oz	MCPB-3.00	MCSBP-3.00	MCFE-3.00	LHSPB-3.00	AWPB-3.00	AWSPB-3.00	REGPB-3.00	TSPB-3.00	70 g	FNSPB-70

Passenger Car Rim Gauge

45010

Rim Gauge: Helps installers choose the proper weight for virtually any passenger wheel.



CheckMate Wheel Nut Indicators

Indicates loose wheel nuts, Sold in bags of 100



Part No.	Description	Size
62400	Standard, high-vis yellow	33mm
62400H	High temp, orange	33mm
62419	Standard, high-vis yellow	19mm
62421	Standard, high-vis yellow	21mm
62430	Standard, high-vis yellow	30mm
62432	Standard, high-vis yellow	32mm
62438	Standard, high-vis yellow	38mm
62438H	High temp, orange	38mm
62441	Standard, high-vis yellow	41mm

Stick on Wheel Weights - Box/Roll Strips

Part	Description
AD14FES-48SD	1/4oz x 12 steel coated silver, 48 3oz strips, standard tape
AD14FES-48CW	1/4oz x 12 steel coated silver, 48, 3oz strips, cold weather tape
AD12FES-28SD	1/2oz x 8 steel coated silver, 28, 4oz strips, standard tape
AD12FES-28CW	1/2oz x 8 steel coated silver, 28, 4oz strips, cold weather tape
AD12FES-RCW	1/2oz steel roll cold weather tape
AD14FEB-RCW	1/4oz steel roll, cold weather tape black
AD14FES-RSD	1/4oz steel roll, standard tape black
AD14FES-RCW	1/4oz steel roll cold weather coated
AD12FEB-RCW	1/2oz steel roll cold weather coated black
AD1FEB-16BT	1oz x 6 strips (16) black
AD1FES-16CW	1oz x 6 strips (16) cold weather black



Did You Know?

Precision wheel weight **rolls** are 11 pounds total weight and include either 704 1/4oz segments or 352 1/2oz segments



Wheel Weight Starter System



99100


The 3M™ Wheel Weight System Starter Kit includes:

- 61479 Wheel Weight Universal Cutting Tool Wheel
- 61480 Weight Cutter Stand
- 61403 one 5-lb. box of 3M Wheel Weight and
- 99099 one 3M™ Removal Tool



99099

Wheel Weight Removal Tool



61405

Lead-free, flexible, and conformable weight. 20lb Roll 4 mm thick x 23 mm wide.

Hub Cleaning Abrasives



SB21713

Scotch-Brite™ Roloc™ Brake
Hub Cleaning Disc, 1½" x 5/8"
Extra Coarse



Coarse: 07480

Medium: 07481

Scotch-Brite™ Roloc™ 25 x 2"
Surface Conditioning Discs



SB21758

Scotch-Brite™ Roloc™ Brake
Hub Cleaning Disc Kit
1½" x 5/8" Extra Coarse



33577

Pistol Grip
Disc Sander



33579

Cut-Off Wheel
Tool 76mm, 3"



Part #	Description
CUBITRON™ II Fibre Roloc Disc	
33389	786C, 3 IN, 36+
33391	786C, 3 IN, 60+
33392	786C, 3 IN, 80+

Part #	Description
33377	786C, 2 IN, 36+
33379	786C, 2 IN, 60+
33380	786C, 2 IN, 80+

Part #	Description
Cut-Off Wheels	
33455	Cut-Off Wheel (3" x .0625" x 3/8")
33456	Cut-Off Wheel (3" x .04" x 3/8")



Abrasives

Part #	Description
501011	3 x 1/32 x 3/8 A607T
501012	3 x 1/16 x 3/8 A46T
501061	3 x 1/32 x 3/8 A60
501062	3 x 1/6 x 3/8 A60
Wire Wheels	
550121	6 x 7/8 Crimped Wire Wheel
550142	8 x 7/8 Crimped Wire Wheel

Cut-off Wheels

Part #	Description
501143	12 x 3/32 x 1 A36 Super Chop
501146	14 x 3/32 x 1 A36 Super Chop

Bench Grinding Wheels

Part #	Description
522163	6 x 3/4 x 1 A36
522174	6 x 1 x 1 A46



Tire & Wheel Tools

Multi-purpose

14-840
Dual Sided Twist Socket
Lock Nut Remover



15-501
Ball Foot Air Chuck



15-604
4 Way Valve Tool



15-1313
Truck Gauge 10-150 PSI



15-2173
Valve Core Torque Tool



15-3174
Standard Bore Core Remover



15-5608
Blow Gun Plastic Pistol Grip



15-5607
Blow Gun Rubber Tip



15-5920
Inflator w/ 12" Hose Dual Foot
Chuck



15-5922
Inflator Gauge w/ 12" hose



17-175
Deluxe Core Remover



17-606
Valve Installation
Tool Screw-on Type



63.661
Digital Tire Inflator Gauge With
Clip-On Air Chuck

TOPRING



63.683
Professional High-
Pressure Tire Inflator
with Pressure Gauge



ATD-9905
Bead Sealer
5-gallon powder coated
steel tank, seats beads from
4" to 24.5"

ATD



H1116
Wheel Weight Pliers with
Spring Loaded Handles

JET



013485
Portable 11 Gallon Air Tank,
125 psi, complete with
pressure gauge, hose and
tire chuck



Tire & Wheel Tools

Multi-purpose

15-503

Ball Foot Air Chuck with Clip
(Retail Carded)



15-906

Deluxe Dial Gauge w/
Bleeder 5-60 PSI



15-909

Chrome Plated Brass
Low Pressure Tire
Gauge 1-20 PSI



15-910

Deluxe Tire Gauge 10-50 PSI



15-911

High Pressure Gauge
20-120 PSI



15-1021

Deluxe Digital Gauge



15-1031

Pocket Dual Foot
Gauge 10-120 PSI



15-1045

Straight-On Truck
Service Gauge (Retail
Carded) 10-50 PSI



15-3606

Valve Installation Tool



15-3607

Tread Depth Gauge



15-7566

Angled Dual Foot
Chuck



15-7568

Tilt-Lock Dual Foot
Chuck



17-607C

Color Coded Tread
Depth Gauge



17-607D

Digital Tread Depth Gauge



17-6568C

Straight-On Tilt Lock
Chuck (Closed)



17-6568BC

Premium Straight-On
Tilt-Lock Dual Foot Air
Chuck (Closed)



Tire Mounting Tools And Accessories

14-378
11in (279mm)
Cotton Tire Swab



14-378L
15in (381mm)
Cotton Tire Swab



14-381B
Replacement Brush / Lid for
Aluminum Cement Can



14-711 Euro Paste Applicator
Brush (1" Diameter)



14-712 Euro Paste Applicator
Brush (1½" Diameter)



14-713 Euro Paste Applicator
Brush (2" Diameter)



14-931
Bead Lifting Tool



14-932
Long Sock for 14-931 Bead
Lifting Tool



14-939
Rim Width Caliper



14-969
Nylon Mount/Demount
Head



14-970
Nylon Mount/Demount Head
(Tapered Hole)



14-971
Nylon Mount/
Demount Head
(Round Hole)



14-972
Nylon Mount/Demount Head for
Hunter, Accuturn, Sicana and Bosch
models



14-9702
Stainless Steel mount/demount head
with tapered hole



Tire Mounting Tools And Accessories

14-364

2" Silver Dome
Carbide buffing
wheel SSG170



14-347

5/16" Carbide Cutter



14-945

Plastic Long Inserts for
Stainless Mount / Demount
Heads



Donut Style Mounting Rings

Fits over the rim creating a seal. As the
Tire Expands the mounting ring slides
out allowing the beads to fully seat.



Part #	Description	Diameter
14-991	For 14" Rims	1 3/4"
14-992	For 16" - 17" Rims	1 1/8"
14-996	For 16" Rims	1 3/4"
14-998	For 17" Rims	1 3/4"
14-999	For 18" Rims	1 3/4"

17-997

Lube Bucket for
Rim Clamp Tire
Changer



14-9691

Nylon Mount/Demount
Head Kit for Hoffman,
John Bean and Snap-on
models



14-9711

Nylon Mount/Demount Head
Kit with Round Hole



MUK-433 501

6-3/8" Spare Wheel Hub
Grinding Discs, pack of 3



MUK-433 502/M

Type 1 Wheel Hub Grinder for cars,
6-3/8" disc + holder



MUK 433 507

Mueller-Kueps Inner Rim Cleaner
(includes 1 disc)



MUK-433508

Inner Rim Cleaner Replacement
Discs, pack of 3



Tire Mounting Tools And Accessories

ATEATTC-AEZWL2
180 lb Capacity Offset
Pneumatic Portable Wheel
Lift



OTC-1580
1500 lb Easy Roller Dolly



JDI-TT1
Tire Taxi
Transport up to five
(5) tire and wheel
assemblies Maximum
load of 265 lbs



**BEAD BAZOOKA®
(Gen 2) 6 Liter**

The second generation BEAD BAZOOKA®, the most advanced bead seater ever made. It is capable of handling a huge range of tires, from motorcycles to light agricultural vehicles.



A0464186
Albee Nitrogen
Integrated Regulator
Same Gas Capacity
of 20L 200bar
Cylinder
Fully Portable



A0244062
Albee Cart



GAI-GBB6L2
Serviceable/Replaceable 2"
RAR valve, Utilizes ultra-
compact design
6 L

GAI-GBB10L2
Serviceable/Replaceable 2"
RAR valve, Utilizes ultra-
compact design
10 L

Tire Mounting Essentials.

Impacts & Torques

Sets and Parts

Impact Wrenches

400247

½" Drive Composite Series Impact Wrench



CPT-7782-6
1" Lightweight Impact Wrench



IRC-2235TIMAX

½" Impactool
1,300 ft-lbs. of torque
900 ft-lbs. of max reverse torque



IRC-W7152-K22
20v High Torque ½" Impact Wrench Kit w/FREE 20v ½" Drill Driver



Torque Sets

682961

5 PC ½" DR Torque Limiting Impact Extension Set



682964

½" DR 65 ft/lbs Torque Limiting Extension



682965

½" DR 80 ft/lbs Torque Limiting Extension



682966

½" DR 100 ft/lbs Torque Limiting Extension



682967

½" DR 120 ft/lbs Torque Limiting Extension



682968

½" DR 140 ft/lbs Torque Limiting Extension



Torque Wrenches

718908

¾" Drive 80 ft/lbs Torque Wrench



718912

½" Drive 250 ft/lbs Torque Wrench



718918

¾" DR 600 ft/lbs Torque Wrench



Sockets

Impact



Impact Sockets

610310

12 PC 1/2" DR Deep Metric Impact Socket Set - 6 Point



610321

13 PC 1/2" DR S.A.E. Impact Socket Set - 6 Point



610329

1/2" Drive 19-Piece SAE Impact Socket Set - 6 Point



610338

22-Piece 1/2" Drive Metric Impact Socket Set - 6 Point



610408

17-Piece 3/4" Drive Deep Metric Impact Socket Set



610410

21-Piece 3/4" Drive Deep SAE Impact Socket Set 6-Point



682911

1/2" Drive Impact Universal Joint



682952

1/2" Female x 3/8" Male Impact Adaptor



14-840

Dual-Sided Twist Socket Lug Nut Remover



1202

Set includes a 1/2" drive extension, 18.5mm/19.5mm, 19mm/21mm, 21mm/21.5mm and 22mm/22.5mm "Flip" sockets. Use with 1/2" drive.



Work Lights

Star Tech

RTL30SM

Alert Stamping Screw in Module for Trouble Light



849834

LED Worklight with Magnet



849839/849840

LED Lightbar Max: 1200 Lumens



849837

LED Worklight 600 Lumens



849858

Pivot Base Cob Worklight, 4-Function switch cycles



849851

25 Ft Cord Reel with 15 W Fluorescent Work Light



MXN-00810

MaxxBeam Focusable Magnetic Area Light with Wireless Charging



SHM-SL223R

Schumacher LED Rechargeable Inspection Penlight with Directional Flashlight



SHM-SL360RU

Schumacher Rechargeable Worklight, unique ball joint enables 360 degree swivel and tilt



SOL-LNC1541

Clore Automotive Light-N-Carry Rechargeable COB LED Work Light with Magnetic Base



AST-65SL

Astro Pneumatic Tool 650 Lumen Rechargeable LED Slim Light W/Top Flashlight



BAY-SL2125

Bayco 25-Foot Cord Coded LED Work Light with Magnetic Hook for Hand-Free Lighting , Yellow



KCR5

Rechargeable Task Light 5 Watt COB LED 400 Lumen



LZR10C

1200 Lumen COB LED Rechargeable Flood Light, Black/Yellow



KCR10

Rechargeable LED Task Work Shop Repair Work Light 800 Lumens



Jacks and Stands

Multi-application

STRONGARM®

030606
3-1/2 Ton Double Pumper
Service Jack



032242
6-Ton Ratchet Style Jack
Stands (Pair)



030416
2½ Ton Service Jack
with 2 x 3 Ton Vehicle Stands
Low Height: 5"
High Height: 19.25"
Length: 27"



032244
6 Ton Jack Stands
Ratcheting Style



030158
20-Ton Air Hydraulic
Bottle Jack – Super
Heavy Duty



030404
2 Ton 2xP Low Profile
Floor Jack



030417
3 Ton 2xP Floor Jack



030434
5 Ton Service Jack



030670
Air/Hydraulic Truck
Jack – 22 TON



030436
Air/Hydraulic Heavy Duty Long
Service Jack, 10 ton Lifting, 7 in H
Min Lifting, 23 in H Max Lifting



WeatherTech®

Floor Mats
Exterior Protection
Detailing & Cleaning
License Plate Covers

Laser Measured. Made in America.

AVAILABLE AT YOUR LOCAL



Air Hoses

Hoses, Reels and Chucks

15-5925
1/4in x 25ft Recoil Hose



70.338
ECOFLEX Flexible
Technopolymer Air Hose
with Fitting
3/8 x 50' x 1/4(M)NPT
TOPRING



71.315
Premium Rubber Air Hose
with Fittings and Vinyl
Guards 3/8 x 25' x 1/4(M)
NPT AirFlex

TOPRING



70.316
3/8 x 25' x 1/4" M NPT Flex
TOPRING



70.318
3/8 x 50' x 1/4" M NPT Flex

TOPRING



69.201
Air Compressor Oil, 1L,
SAE 40
TOPRING



72.366
Premium Ultra Flexible
Technopolymer Air Hose 3/8"
x 35' x 1/4" (M)NPT Easyflex
TOPRING



69.204
Reciprocating
Compressor Oil, 4L, SAE 40
TOPRING



70.336
Hose technopolymer 3/8 x 25'
x 1/4 (m) npt ecoflex
TOPRING



General Purpose Air Hose
80006
3/8" x 25' x 1/4" NPT
80007
3/8" x 50' x 1/4" NPT
DAYCO



17-990
56in. x 1/4in. Coats
Replacement Air Hose
1/4in. NPT



17-504
Euro-Style Chuck With
Hose Barb (Open)
Group 31



17-504F
Euro-Style Chuck With
1/4in. NPT (Open)



17-504FC
Euro-Style Chuck with 1/4"
NPT (Closed)
Group 31



79.334
Hose reel maxreel/flex
hybrid 3/8 x 50' x 1/4 (m)
npt lrg
TOPRING



17.620
Self Storing Hose, 1/4" x 25'
x 1/4" m



Fittings **TOPRING**

And hose accessories

Plugs

20.242C
Compatible with 1/4
Industrial couplers
1/4(M)NPT



23.242
ARO 210 1/4(M) NPT



24.242C
1/4 truflate 1/4(M)
NPT 2 pieces




26.242C
Automax Lincoln
Interchange 1/4(M)NPT



20.242
Plug (1/4 Industrial)
1/4 (m) NPT




20.441C
Coupler UNIMAX (5in1)
1/4(F)NPT



20.446C
Quiksilver 1/4 Industrial
Interchange 1/4(F) NPT



23.444
AutoMax ARO 210
Interchange 1/4(F)NPT



20.142C
Compatible with 1/4
Industrial couplers
1/4(F)NPT



23.142C
ARO 210 Interchange
1/4(F)NPT



23.242C
ARO 210 Interchange
1/4(M) NPT, 2 pieces



26.242
Automax Lincoln
Interchange 1/4(M)NPT



31.642
Ultraflow Interchange 1/4(M)
NPT




Couplers


20.646C
Coupler quiksilver
(1/4 industrial) 1/4
(m) NPT (automatic)




20.444C
AutoMax Quick Coupler
1/4 Industrial 1/4(F) NPT



20.844C
MaxQuick Plus Industrial
Coupler 1/4(F)NPT



23.444C
AutoMax ARO 210
Interchange 1/4(F)NPT, 2
pieces




Fittings

Group 31
INCORPORATED

And hose accessories


26.442C

AutoMax Lincoln
Interchange 1/4(F)NPT




23.446C

Quicksilver ARO 210
1/4(F)NPT



24.844C

Coupler MaxQuick 1/4in
truflate, 1/4in NPT



31.744C

Quicksilver HD
Ultraflo 1/4(F)NPT,
automatic



15-5734

1/4in Hose Barb
1/4in NPT



15-5735

5/16in Hose Barb
1/4in npt



15-5743

3/8in Hose Barb 1/4"
FNPT



15-5744

3/8in Hose Barb
1/4in npt



15-5754

1/4in Hose Mender



15-5755

5/16in Hose Mender



15-5766

3/8in Hose Mender



15-5767

1/2in Hose Mender



15-803

Filter regulator 1/4"
NPT



15-810

1/4" Mini regulator
with gauge



15-813

3/8" Compact
regulator with gauge



59.345

Compact Electronic Automatic
Drain+y Strainer 1/2 (m)-1/4 (f)
npt maxdrain



Wiper Blades

Multi-purpose

BOSCH Snow Driver

Part #	Size	Part #	Size
13SD	13"	20SD	20"
15SD	15"	21SD	21"
16SD	16"	22SD	22"
17SD	17"	24SD	24"
18SD	18"	26SD	26"
19SD	19"	28SD	28"

Bosch Snow Driver windshield wipers are tested to perform at -20°F providing advanced winter dependability.

Patented beam design with aerodynamic grooved spoiler protects against snow and ice buildup for reliable wiping



BOSCH Rear Wiper Blades

Part #	Size	Part #	Size
A281H	11"	A332H	13"
A282H	11"	A380H	15"
A310H	13"	A402H	16"
A330H	13"		
A360H	14"		

Bosch Rear delivers the same look and feel as your vehicles rear blade. Integrated rear quick clip connections for simplified installations.

Natural rubber with graphite coating for quiet application



ACDelco Advantage Beam Blades

Part #	Size	Part #	Size
8-9016	16"	8-9022	22"
8-9017	17"	8-9024	24"
8-9018	18"	8-9026	26"
8-9020	20"	8-9028	28"
8-9021	21"		

ACDelco Advantage Wiper Blades cover 98% of the vehicles on the road today.

The ACDelco Advantage Beam Blade with Spoiler is the ideal, high-quality replacement of GM original equipment parts for budget-conscious drivers.



ACDelco



8-6700
ACDelco Professional
Windshield Washer Pump

Tire Machines

Balancers/Alignments

John Bean™

EEWA552BV2

V3300 Imaging Wheel Alignment System
Next-Generation User Interface, With Intelligent Predictive Alignment
Flow for High-Volume Customers

With a new notification system that provides critical information without slowing you down, the V3300 wheel aligner puts every alignment on the fast track. The groundbreaking user interface provides instant access to critical tasks in an intelligent flow, ensuring vehicle-specific assistance is always just one click away.



EEWA541G

Utilizing advanced imaging technology, the John Bean® V2100 provides accurate, real-time measurements - reducing setup and measurement times while generating serious productivity benefits. Matched with our latest software, the V2100 wheel aligner will have your technicians getting readings in a matter of minutes.



EEWH591AUB

The T5745T tire changer handles a wide range of high-performance wheel and tire assemblies, including low-profile and run-flat tires. Advanced features, such as pneumatic locking of the mount/demount head offset, provide maximum cosmetic safety for expensive wheels and significantly reduce the risk of wheel or tire damage.



EEWB556AS

B200S high performance wheel balancing system is ideal for all shops - small footprint complimented by the video display



EEWB568AP

The John Bean B600 is the ideal solution for high-volume workshops



EEWB569AP

B800P wheel balancer is the ideal solution for independent tire shops, garages and dealers; offering high performance, small physical footprint



EEWH574AUB

The John Bean® T7700 tire changer provides an advanced set of tools to maximize shop productivity and reduce the risk of wheel damage when working with run-flat and high-performance tires.



Wheel Balancers

And Alignments

COATS[®]

1300

The Direct Drive Series combines the accuracy and durability of Coats' Direct Drive system with an exclusive set of easy to use balancing features



RC55E

Reliable. Dependable. Durable. RC Robo-Arm, Built-in bead sealing jets, Conveniently placed foot pedals, Compact chassis



1500

Coats 1500 Wheel Balancer
Legendary reliability with state of the art capability.

Powered by Direct Drive, Laser Guided Operation, Stop, Lock & Index



1600

3D Direct drive wheel balancer, the motor and spindle are combined into a single, pre-balanced assembly that always stays calibrated to zero.



885

Includes audible beeps that guide you to perfect placement, every time. The balancing cycle begins when you lower the hood.



RC45E

Alloy and steel for car and light truck.



1185

Colour LCD Video Display, Bottom dead center laser with Live position indexing Navigation.



800MAXX70

Maxx 70 Rim Clamp
Tire Changer available in 110v & 220v



Wheel Balancers And Alignments



800MAXX80

Maxx 80 Rim Clamp
Tire Changer available in
110v & 220v.



80080CEH220

Center clamp Tire
Changer. Electric Model
220v.



800MAXX90 220

Maxx 90 Rim Clamp Tire
changer with lever less
tool head & helper arms.
220v.



Wheel Balancer And Alignments

ATEATTC289

Atlas® TC289 Electric/Pneumatic Wheel
Clamp Tire Changer
w/Bead Blaster

Perfect wheel clamp tire changer for most
general automotive service departments
and medium sized tire stores. This tire
changer is perfect for changing the tires
on large SUV and one ton trucks.



ATEATWB11

Atlas® WB11 Self-Calibrating Computer
Wheel Balancer Each electrical
component part is virtually "plug and
play" so repair is easy when it is time
to replace parts. Capable of self-
diagnosing problems and displays error
codes so the operator can make the
necessary adjustments or repairs in his
own shop.



ATEATTD-6MR

Mid Rise Lift

The mid-rise lift is an excellent choice for low ceilings
or adding a bay for seasonal increases in business.

- 6,000 lbs.
capacity
- Portable, easy to
move
- Two hydraulic
cylinders
- Fast operation:
20-30 seconds
- Multiple locking
positions
- Truck adapters
included



Tire Change Accessories And Parts



8113277C

Light Truck Cone Kit, Improved Light Truck Front Cone Kit, 40mm I.D., Double Sided Cone & Metal Backing Plate, Range: 4.80"-6.80"



89233409

Duckhead Hook & Tail Bootie Kit, (6 hook, 2 tail), Current Machines



85606545

Auxiliary Bead Seater, Seal the bead of virtually any tire and rim combination on the first shot.



8183606

Bead Loosener Shoe Sock, 2 pack



8184432

Plastic High Spoke Duckhead® Low Profile Mount/Demount Tool



8182961

Plastic Inserts for Metal Head



8183061

Nylon Duckhead® Mount/Demount Head for Coats Tire Changers



85610104

3,4,5 Lug Adjustable Pin Plate Set - A reliable system to properly balance a wide variety of tire and wheel assemblies Combines 15 plates into one convenient solution



TMRWB113113

Lug Wheel Bolt Pattern Gauge Tool for Pin Plates



8182963

Plastic Insert for Duckbill (12 piece)



Lift Pads

Multi-application

Part #	Lift Manufacturer	Size (L x W x H)	Bolt Hole Pattern
LPVP 600	Ammco, Ben Pearson, Challenger, Weaver	4 ³ / ₄ X 3 ⁷ / ₈ X 1	3 ¹ / ₄
LPVP 601	Benwill / Bishamon / Coats	4 ¹ / ₂ X 3 ⁵ / ₈ X ³ / ₄	1 ⁵ / ₈ (W) X 1 ⁵ / ₈ (H)
LPVP 602	Challenger VBM Round / Rotary RTP 10	5 ¹ / ₂ X 5 ¹ / ₂ X ¹ / ₄	3
LPVP 603	American / Eagle / Forward / Gemini / Worth	5 X 5 X ¹ / ₄	3 ³ / ₄
LPVP 605	Force (old) / Nussbaum / Phoenix	5 X 5 X 1	3 ¹ / ₂
LPVP 609	Rotary SPO 12	4 ¹ / ₄ X 3 ¹ / ₄ X ⁷ / ₈	2 ¹ / ₄ (W) X 3(H)
LPVP 610	Ammco Square / Snap On / Wheeltronics	5 X 4 X ³ / ₄	n/a
LPVP 617	Challenger CL9 & CL10	4 X 4 X ¹ / ₂	3
LPVP 621	Ammco TLS Lifts	4 ¹ / ₂ x 3 x 1	1 ¹ / ₂ (W) X 2 ¹ / ₂ (H)



Part #	Description
SC-8701-01	Jack / Lifting Pad Tesla Model 3
SC-8701-01K	Jack / Lifting Pad Kit (4) Tesla Model 3
SC-8701-02	Jack / Lifting Pad Tesla Model X or S
SC-8701-02K	Jack / Lifting Pad Kit (4) Tesla Model X or S

Compressors

Multi-application

OMEGA

PK5020

2HP (5HP Peak)
115V/1Ph, Belt Driven,
20 Gal.



PK5020VP

2HP (5HP Peak) 115V/1Ph,
Belt Driven, 20 Gal. Vertical



PK6560V

5HP 230V/1Ph, Belt
Driven, 60Gal. Vertical



TK5080V-01M

Industrial Series Air
Compressor - Vertical
Compressor - Two
Stage, 66.6 Gal. (80 US
Gal)



TK7580V-01M









7.5HP 230V/1Ph, 80 Gal.
Vertical W/Starter





Check out other APC Catalogues

Over 10 Specialty Catalogues Available



With over 65 Locations - We have an APC Store Near You

www.AutoPartsCentres.com/locations

Auto Parts Centres @apcautoparts APCAutoPartsCentres

www.AutoPartsCentres.com



Tire & Wheel Product Catalog

*Product images may not be exact to actual product
Last Updated: August 2025